Shire of Nannup

rest • connect • grow

Minutes

Council Meeting held
22 May 2014

CONFIRMATION OF MINUTES

These minutes comprising pages 1 – 42 were confirmed by Council on 26 June 2014 as a true and accurate record.

.....

Tony Dean
SHIRE PRESIDENT

Contents

1.	DECLARATION OF OPENING/ANNOUNCEMENT OF VISITORS	1
2.	RECORD OF ATTENDANCE/APOLOGIES/LEAVE OF ABSENCE	1
3.	RESPONSE TO PREVIOUS PUBLIC QUESTIONS TAKEN ON NOTICE	1
4.	PUBLIC QUESTION TIME	3
5.	APPLICATIONS FOR LEAVE OF ABSENCE	3
6.	PETITIONS/DEPUTATIONS/PRESENTATIONS	4
7.	DECLARATIONS OF INTEREST	4
8.	CONFIRMATION OF MINUTES OF PREVIOUS MEETINGS	4
9131	Confirmation of Previous Minutes	
9.	MINUTES OF COUNCIL COMMITTEES	4
10.	ANNOUNCEMENTS BY PRESIDING MEMBER WITHOUT DISCUSSION	4
11.	REPORTS BY MEMBERS ATTENDING COMMITTEES	4
12.	REPORTS OF OFFICERS	

Minute No.	Agenda No.	Description	Page No.
9132	12.1	Planning Application for outbuilding, Lot 5 Kearney Street	5
9133	12.2	Kidsport Grant	16
9134	12.3	Supper Room Window Installation	18
9135	12.4	Review of Delegations	20
9136	12.5	Budget 2014/15	23
9137	12.6	Rate in the Dollar 2014/15	29
9138	12.7	Budget Monitoring April 2014	35
9139	12.8	Monthly Accounts for Payment	39

13.	NEW BUSINESS OF AN URGENT NATURE INTRODUCED BY DECISION OF MEETING (a) OFFICERS (b) ELECTED MEMBERS	41
14.	ELECTED MEMBERS MOTIONS OF WHICH PREVIOUS 41 NOTICE HAS BEEN GIVEN	41
15.	QUESTIONS BY MEMBERS OF WHICH DUE NOTICE HAS BEEN GIVEN	41
16.	CLOSURE OF MEETING	42

Minutes

1. DECLARATION OF OPENING/ANNOUNCEMENT OF VISITORS

The Chairperson declared the meeting open at 16:17 hours.

ATTENDANCE:

Councillors; Dean, Gilbert, Longmore, Lorkiewicz, Mellema, Steer and Slater

Robert Jennings - Chief Executive Officer

Vic Smith - Manager Corporate Services

Chris Wade – Manager Infrastructure

Evelyn Patman – Executive Officer

VISITORS: 4

APOLOGIES: Nil

2. RECORD OF ATTENDANCE/APOLOGIES/LEAVE OF ABSENCE
(previously approved)

None.

3. RESPONSE TO PREVIOUS PUBLIC QUESTIONS TAKEN ON NOTICE

Mr S Boak

Q4. I am here as a resident and not on behalf of the CRC, I believe that now is the time to promote tourism not the time to cut budget and I have a query in relation to tourism and the fees and charges. For example, the camping fees during the music festival and the figure for the caravan park in the budget on page 39 appears to be incorrect. Regional and Tourism Promotion is $11,274 under budget. Is this still the current figure, and if so, what are the projects this money is put aside for?

A4. The budget documentation as set out in the agenda is correct. On the Summary Sheet for Economic Services there are two items shown as variances to the base budget, one for -$3,979 as a committed variance and one for -$4,790 as an uncommitted variance. The variance of -$3,979 is correctly shown in Attachment 2 and represents savings in running costs arising from the leasing of the park. The variance of -

$4,790 is correctly shown in Attachment 4 and largely represents the lease income that may arise from letting the park.

The Caravan Park Manager confirms that the charge is for three nights. Unfortunately this wasn't specified when the fees were supplied for the report. This will be amended in the fees and charges for the formal adoption of the budget.

The tourism and regional promotion planned spending is tabled below;

ITEM	COUNCIL REQUEST	RATIONALE
John Stanley economic development Workshop	$1,000	Commencement of Ghost Town, Clone Town, Home Town presentation
Nannup Hardware	$ 150	Window display competition voucher
Mowen Rd promotions, Economic Development/Information boards	$3,080	Completion of the Ghost Town, Clone Town, Home Town project/contribution towards town and regional signage on Shire information boards/project development work to submit funding application to TQUAL grant. Work to include costing/artist impression of information bay and site visit.
Southern Forest promotion	$2,000	Generic regional promotion in Southern Forest promotion
ASW Winter Down South promotion	$ 350	Nannup's contribution to BRVMA promotion
Membership ASW 2013/14	$ 600	Australia South West
ASW Regional Planner ad	$ 480	Nannup's contribution to BRVMA promotion
BRVMA	$ 500	Shire of Nannup community grant
Internet advertising	$ 480	Google ad words
Mowen Rd promotion	$2,634	Allocation for Mowen Rd promotions
Total	**$11,274**	

4. PUBLIC QUESTION TIME

Ms V Russel

Q1. Relating to Item 12.1 in regard to the mention that there is no planning policy for outbuildings and this is again mentioned later in the item that there is a need for an outbuildings policy, when will this policy become a workable document so that the whole community can have a level playing field?

Chief Executive Officer responded

A1. It would take several months to complete this process due to the various stages the process needs to go through, for example the public comment stage.

Ms P Twiss

Q2. In Wilson Street there are garages being built on the front of lots. What is the process for indicating house positions?

Chief Executive Officer responded

A2. General planning processes and the Building R codes determine these requirements. Generally, house positions are indicated. We can confirm the detailed requirements for you.

Ms P Fraser

Q3. The money found for the Recreation Centre being the $30,000 not $20,000, where will the difference be directed?

Chief Executive Officer responded

A3. The Recreation Centre building has a very tight budget. During the construction process additional money is likely to be needed so the extra $10,000 has been set aside for this use.

Q4 Do sub divisions go through Council?

Chief Executive Officer responded

Q4. The WA Planning Commission is in control of this process, Councils are asked to comment in this process and neighbours are likely to be consulted as part of the overall process.

5. APPLICATIONS FOR LEAVE OF ABSENCE

None

6. PETITIONS/DEPUTATIONS/PRESENTATIONS

None

7. DECLARATIONS OF INTEREST

There were no declarations of Interest presented during the meeting.

8. CONFIRMATION OF MINUTES OF PREVIOUS MEETINGS

9131 LONGMORE/MELLEMA

That the Minutes of the Ordinary Council Meeting of the Shire of Nannup held in Council Chambers on 24 April 2014 be confirmed as a true and correct record.

CARRIED 7/0

9. MINUTES OF COUNCIL COMMITTEES

None

10. ANNOUNCEMENTS BY PRESIDING MEMBER WITHOUT DISCUSSION

None

11. REPORTS BY MEMBERS ATTENDING COMMITTEES

LEMC meeting
BFAC meeting
North Nannup Volunteer meeting
WALGA Country reform meeting
Blackwood Valley Marketing Association meeting
John Stanley workshop
Critical Horizons conference

12. REPORTS OF OFFICERS

AGENDA NUMBER:	12.1
SUBJECT:	Planning Application for outbuilding
LOCATION/ADDRESS:	Lot 5 on DP 26839 (No. 5) Kearney Street, Nannup (corner of North Street)
NAME OF APPLICANT:	Russell Ashley
FILE REFERENCE:	A975
AUTHOR:	Steve Thompson - Consultant Planner
REPORTING OFFICER:	Robert Jennings - Chief Executive Officer
DISCLOSURE OF INTEREST:	Edge Planning & Property receive payment for planning advice to the Shire and declare a Financial Interest (section 5.70 of the Local Government Act 1995)
DATE OF REPORT:	12 May 2014

Attachment 1: Original information from applicant
Attachment 2: Location plan
Attachment 3: Submissions
Attachment 4: Additional information from applicant

BACKGROUND:

1. The application

The applicant seeks approval for an outbuilding (main shed) of 128m^2 along with a store room of 28m^2 and an open carport of 53m^2. The proposed outbuilding has a wall height of 3 metres with a ridge height of 3.6 metres.

The outbuilding is proposed to be constructed in colourbond for the roof and most walls. The northern wall will be clad in weatherboard.

The applicant advises that the outbuilding will be used to store various items including project cars and to undertake non-commercial restoration work.

Details originally submitted by the applicant are outlined in Attachment 1.

2. The application site

The site is shown in Attachment 2. It has an area of 845m^2, is gently sloping, contains some trees and shrubs on the site and in the adjacent road reserve and is to the north-west of nearby Higgins Swamp.

Work has commenced on constructing the outbuilding without necessary approvals.

3. Public consultation and submissions

The Shire administration invited public comment on the Planning Application by writing to 14 adjoining/nearby landowners, writing to Big N, placing details on the Shire website and having details at the Shire office. The Shire received four

submissions on the Planning Application which are set out in Attachment 3. One of the submitters made two submissions.

Key issues or concerns raised through the submissions included:

- the outbuilding is oversized for the Residential Zone;
- suggestions that the outbuilding should be removed or be reduced in size;
- concerns that the outbuilding may be used for commercial, industrial or habitable purposes with associated impacts including noise and impacts on land values;
- the siting of the outbuilding;
- traffic safety concerns with parked vehicles near the intersection;
- managing stormwater from the outbuilding;
- ensuring the outbuilding does not impact a drainage pipe that provides an outlet from Higgins Swamp;
- procedural concerns given construction has already commenced; and
- precedent concerns.

No objections or issues were raised from other sections of the Shire administration.

Since the close of the submission period, the Shire administration has been negotiating with the applicant to address issues raised through the submissions. The applicant's response is outlined in Attachment 4.

4. Planning context
Shire of Nannup Local Planning Scheme No. 3

The site is zoned "Residential R10/15" in the *Shire of Nannup Local Planning Scheme No. 3* (LPS3) and the site is located outside of the Flood Risk Land Special Control Area.

Relevant sections of LPS3 clause 1.6.2 state "The local government's general intentions are:

(d) To manage the use and development of land by means of zoning and development controls to achieve compatibility between land uses, and the preservation, and where possible the enhancement of visual amenity of urban and rural uses.

(f) To safeguard and enhance the character and amenity of the built and natural environment of the Scheme Area.

(g) To ensure that existing and future residents enjoy a range of attractive living environments and have access to the widest possible range of services and amenities."

Clause 4.2 states the objective for the Residential Zone is "To provide for residential development at a range of densities with a variety of housing to meet the needs of different household types through the application of the Residential Planning Codes".

Clause 4.13.8 Residential Zone states the following:
"4.13.8.1 Specific Objectives of the Zone

(a) To promote and safeguard the health, safety, convenience, general welfare and amenity of residential areas and residents;

(b) To provide for a wide range of housing types, and therefore lifestyle opportunities;

(c) To encourage residential development that will achieve efficient use of existing physical and social infrastructure and is economically serviced and affordable; and

(d) To provide for home based employment where such a use does not cause injury to, or prejudicially affect the amenity of the locality within which it is situated."

Clause 5.8.10 Standard of Development states:

"Notwithstanding that a proposed development conforms in all other respects with any provision of the Scheme or any local law in force, the local government may at its discretion, refuse to grant approval if it considers that such development would by its siting, design, construction or materials result in a significant deterioration in the landscape and amenity of the general locality."

Relevant sections from Clause 10.2 Matters to be considered by local government are outlined below:

"The local government in considering an application for planning approval shall have due regard to such of the following matters as are in the opinion of the local government relevant to the use or development subject of the application:

(a) the aims and provisions of this Scheme and any other relevant town planning scheme(s) operating within the Scheme Area;

(b) the Local Planning Strategy;

(c) the requirements of orderly and proper planning including any relevant proposed new town planning scheme or amendment, or region scheme or amendment, which has been granted consent for public submissions to be sought;

(d) any approved Statement of Planning Policy of the Commission;

(g) any Local Planning Policy adopted by the Council under the provisions of clause 2.4, any heritage policy statement for any designated Heritage Area adopted under clause 7.2, or any other plan or guideline adopted by the local government under the Scheme;

(j) the compatibility of a use or development within its setting;

(k) any social issues that have an effect on the amenity of the locality;

(m) the likely effect of the proposal on the natural environment and any means that are proposed to protect or to mitigate impacts on the natural environment;

(n) whether the land to which that application relates is unsuitable for the proposal by reason of it being, or likely to be, subject to flooding, inundation, subsidence, landslip, bush fire or any other risk;

(o) the preservation of the amenity of the locality;

(p) the relationship of the proposal to development on adjoining land or on other land in the locality including but not limited to, the likely effect of the height, bulk, scale, orientation and appearance of the proposal;

(q) whether the proposed means of access to and egress from the site are adequate and whether adequate provision has been made for the loading, unloading, manoeuvring and parking of vehicles;

(r) the amount of traffic likely to be generated by the proposal, particularly in relation to the capacity of the road system in the locality and the probable effect on traffic flow and safety;

(w) whether adequate provision has been made for the landscaping of the land to which the planning application relates and whether any trees or other vegetation on the land should be preserved;

(z) any relevant submissions received on the application;

(zb) any other planning consideration the local government considers relevant."

Shire of Nannup Local Planning Strategy

The site forms part of Policy Area No. 1 – Townsite in the *Shire of Nannup Local Planning Strategy*. The Strategy's recommendation for the policy area is that urban consolidation is encouraged subject to issues of effluent disposal and flooding being addressed where relevant.

Local Planning Policies

The Shire of Nannup has no Local Planning Policy relating to Outbuildings.

State Planning Policy 3.1 Residential Design Codes

State Planning Policy 3.1 Residential Design Codes (R Codes) sets out, amongst other matters, that development can either be assessed through the design principles or through deemed to comply requirements. The following is from clause 5.4.3:

Design principles	Deemed to comply
P3 Outbuildings that do not detract from the streetscape or the visual amenity of residents or neighbouring properties.	C3 Outbuildings that: i. are not attached to a **dwelling**; ii. are non-habitable; iii. collectively do not exceed 60m² in area or 10 per cent in aggregate of the **site area**, whichever is the lesser; iv. do not exceed a **wall height** of 2.4m; v. do not exceed ridge height of 4.2m; vi. are not within the **primary street setback area**; vii. do not reduce the amount of **open space** required in **Table 1**; and viii. comply with the **setback** requirements of Table 1, but in areas coded R15 or less, the rear setback requirement is determined by **Tables 2a** and **2b**.

Other sections of the R Codes relevant to this application include 5.3.9 Stormwater Management, Table 1 – General Site Requirements, Table 2a Boundary setbacks – Walls with no major openings and Table 2b Boundary setbacks – Walls with major openings.

COMMENT:

A) Overview

While noting the concerns from some neighbours, based on an assessment against LPS3, the Local Planning Strategy and the R Codes, it is recommended that Council approve the Planning Application subject to conditions given that:

- there is no Local Planning Policy relating to outbuildings so there is no local standard as to what constitutes an oversized outbuilding in the Residential Zone or other zones;
- the outbuilding is appropriately sited for a corner lot with the concreted crossover on North Street well setback from the intersection of Kearney Street/North Street to maximise traffic safety;
- the site is large enough to accommodate the proposed outbuilding and a future dwelling;
- the application is consistent with the R Code's design principle "Outbuildings that do not detract from the streetscape or the visual amenity of residents or neighbouring properties" for reasons including that a future dwelling will screen development when viewed from Kearney Street, existing and proposed trees and shrubs can assist to screen development, the outbuilding will be constructed in colourbond and weatherboard and the wall height is relatively low at 3 metres, combined with a low pitch roof;
- the outbuilding is consistent with the setback requirements in the R Codes including the 6 metre setback from the primary street (Kearney Street), 1.5 metres from the secondary street (North Street) and 1.5 metres from the southern boundary;
- the ridge height of 3.6 metres is lower than the R Codes deemed to comply ridge height of 4.2 metres;
- planning conditions can assist to control the appearance, use and management of the development including managing stormwater from the outbuilding; and
- that outside of the Nannup main street heritage precinct there are no Council building design guidelines for the district.

While noting the above, the key issues with the application are summarised below:

- the desirability of a large outbuilding being located in a residential area which is not associated with a current dwelling or a proposed dwelling subject to a current Building Permit. The lack of a Local Planning Policy relating to outbuildings means there is currently no local standard as to preferred and non-preferred development including in relation to an outbuilding on a vacant lot in the Residential Zone;

- land use – the applicant has confirmed in writing that the outbuilding will be used to store various items including project cars and to undertake non-commercial restoration work. On this basis, the use is consistent with what regularly occurs in the Residential Zone. LPS3 limits commercial and industrial uses in the Residential Zone such as "cottage industry" which is a low-impact industrial use that has a maximum floor space of $50m^2$. Should the applicant or a future landowner seek to change the use of the outbuilding from the approved storage use, it will be subject to a separate Planning Application which would be subject to community consultation. The Shire administration will investigate and follow due process, as it does for other properties, should there any evidence of non-compliant uses operating on the site;
- comments on property values are noted, although no empirical evidence has been supplied to validate the statements. It is also noted that this is not an issue which is required to be considered by LPS3 (or the Model Scheme Text) in determining Planning Applications;
- precedent implications are acknowledged and this would again be assisted with finalisation of an Outbuildings Policy. It is also noted that each applicant is required to demonstrate the acceptability of any proposal and the local government is required to assess each Planning Application on its merits;
- procedural concerns – the Shire administration acted promptly on being alerted to the unauthorised construction. While noting this, the Council is legally able to authorise unauthorised existing development under clause 8.4 of LPS3; and
- ensuring the outbuilding does not impact a drainage pipe that provides an outlet from Higgins Swamp (discussed below).

B) <u>Drainage easement</u>

There is a 375mm drainage pipe that runs along the southern boundary of the site which is an outlet from Higgins Swamp. It is understood the pipe was constructed many years ago. There is however no drainage easement on the title of Lot 5 on DP 26839.

The outbuilding is setback from the pipe.

It is suggested there is a need for an easement to protect the drainage pipe from possible encroachment, to enable the Shire to legally access the pipe, to ensure that future landowners are aware of the pipe and to ensure there is an outlet from Higgins Swamp to minimise or prevent localised flooding.

The Shire met with the applicant and discussed the need for an easement. The applicant has advised that he is "prepared to work with the Shire on this subject". Given that securing the drainage pipe and securing an easement benefits other

nearby landowners, it is suggested that all costs in placing an easement on the Certificate of Title are met by the Shire.

It is also suggested that the Shire work with the adjacent landowner to secure an easement over their land. This will then provide legal protection to the drainage pipe from the north-west corner of Higgins Swamp through to North Street.

While there are costs in securing the easements, including associated surveying and lodgement fees, this will be cost effective compared to not addressing the matter.

C) Conclusion

It is recommended that Council approve the Planning Application subject to conditions, given that the application is considered consistent with the outbuilding design principles of the R Codes.

Should Councillors consider that the Planning Application should be refused, it would be appreciated if Councillors contacted the Shire administration in advance of the Council meeting so that suggested reasons for refusal can be drafted for Council consideration.

STATUTORY ENVIRONMENT:

Planning and Development Act 2005 and LPS3. Key sections of LPS3 are outlined in "Background" under "Planning context" of this report.

POLICY IMPLICATIONS:

There is a need for an Outbuildings Local Planning Policy to provide greater guidance and certainty to applicants and the community and assist in more consistent decision making from the local government. A draft policy has been provided to Councillors and this will be refined with a goal of seeking Council support to publicly advertise in the coming months.

The key State Planning Policy which is relevance in assessing the Planning Application is *SPP 3.1 Residential Design Codes.*

FINANCIAL IMPLICATIONS:

There are estimated costs of approximately $5,000 to secure easements on properties including associated surveying and lodgement fees.

STRATEGIC IMPLICATIONS: None

VOTING REQUIREMENTS: Simple Majority

RECOMMENDATION:

That Council:

1. Approve the Planning Application for an outbuilding on Lot 5 on D26839 (No. 5) Kearney Street, Nannup subject to the following conditions:

   (a) This approval shall expire if the development hereby approved has not been substantially commenced within a period of two years from the date hereof, or within any extension of that time (requested in writing prior to the approval expiring) that may be granted by the local government. Where the Planning Approval has lapsed, no further development is to be carried out.

   (b) The development hereby approved must be carried out in accordance with the submitted plans (addressing all conditions) or otherwise amended by the local government and these shall not be altered and/or modified without the prior knowledge and written consent of the local government.

   (c) The provision of details with the Building Permit as to how stormwater will be addressed for the proposed development to the satisfaction of the local government. The local government will require that stormwater from the outbuilding and driveway shall be collected, detained and suitably treated on site to the satisfaction of the local government prior to occupation. The stormwater facilities provided in accordance with this condition shall be permanently maintained in an operative condition to the satisfaction of the local government.

   (d) The outbuilding is used for storage and is not used for commercial, industrial or habitable purposes.

   (e) The building is clad in colourbond colours on the southern, eastern and western external walls and the roof to the satisfaction of the local government, with the northern wall to be clad in weatherboard.

   (f) The submission of a landscape and planting plan to the satisfaction of the local government prior to the issue of the Building Permit.

   (g) The site is landscaped and planted in accordance with the landscape and planting plan prior to 22 May 2015.

   (h) The landscaped and planted area is to be maintained at all times to the satisfaction of the local government.

(i) A drainage easement is created by 22 May 2016, near the southern boundary of the site, to protect the drainage pipe.

Advice

i) In relation to Condition "c", stormwater from the outbuilding is to be suitably detained on site (e.g. rainwater tanks, soakwells). Further, the proponent should in general, effectively manage run-off onto the adjoining properties.

ii) In relation to Conditions "f", "g" and "h", trees, shrubs and/or bushes are to be planted as a minimum on the northern side of the proposed outbuilding. It should incorporate various trees and shrubs which are able to grow to at least 3 metres in height.

iii) In relation to Condition "i", the Shire will meet all costs associated with creating the drainage easement.

iv) The proponent is advised that this Planning Approval is not a Building Permit. A Building Permit must be formally applied for and obtained before undertaking any additional site and/or development works.

v) The proponent is advised that the approved development must comply with all relevant provisions of the *National Construction Code* (*Building Code of Australia)*.

vi) It is the responsibility of the proponent/landowner to advise the local government when all conditions relating to the development have been satisfied.

vii) Part 14 of the *Planning and Development Act 2005* provides the right to apply to the State Administrative Tribunal for review of some planning decisions and the proponent may wish to take professional advice to determine whether or not such a right exists in the present instance. The *State Administrative Tribunal Rules 2004* require that any such applications for review be lodged with the Tribunal within 28 days of the date on which notice of the decision is given.

2. Delegate authority to the Shire's Chief Executive Officer to progress matters with the applicant, adjoining landowners, Landgate and other stakeholders regarding the creation of a drainage easement between the north-west corner of Higgins Swamp through to North Street including the signing and sealing of all documentation required.

MOTION LAPSED
LAPSED DUE TO A LACK OF A MOVER OR SECONDER

ALTERNATE MOTION

9132 LONGMORE/STEER

That Council refuse the Planning Application for an outbuilding on Lot 5 on D26839 (No. 5) Kearney Street, Nannup for the following reasons:

1. The application does not comply with Design Principle P3 of State Planning Policy 3.1 *Residential Design Codes of Western Australia.* The outbuilding would detract from the streetscape and the visual amenity of residents and neighbouring properties.

2. The application is inconsistent with the Aims of the Scheme, set out in clause 1.6 of the *Shire of Nannup Local Planning Scheme No. 3,* including "The local government's general intentions are:

   (d) To manage the use and development of land by means of zoning and development controls to achieve compatibility between land uses, and the preservation, and where possible the enhancement of visual amenity of urban and rural uses.

   (f) To safeguard and enhance the character and amenity of the built and natural environment of the Scheme Area."

3. The application is inconsistent with the specific objectives for the Residential Zone, set out in sub-clause 4.13.8.1 of the *Shire of Nannup Local Planning Scheme No. 3,* which states "To promote and safeguard the health, safety, convenience, general welfare and amenity of residential areas and residents."

4. The application is inconsistent with clause 5.8.10 of the *Shire of Nannup Local Planning Scheme No. 3* including that the development's siting and design would result in a significant deterioration in the amenity of the general locality.

5. The application is not consistent with orderly and proper planning and will set an undesirable precedent.

<u>Advice</u>
Advise the applicant that part 14 of the *Planning and Development Act 2005* provides the right to apply to the State Administrative Tribunal for review of some planning decisions and you may wish to take professional advice to determine whether or not such a right exists in the present instance. The *State Administrative Tribunal Rules 2004* require that any such applications for review be lodged with the Tribunal within 28 days of the date on which notice of the decision is given.

CARRIED 7/0

Attachment 1

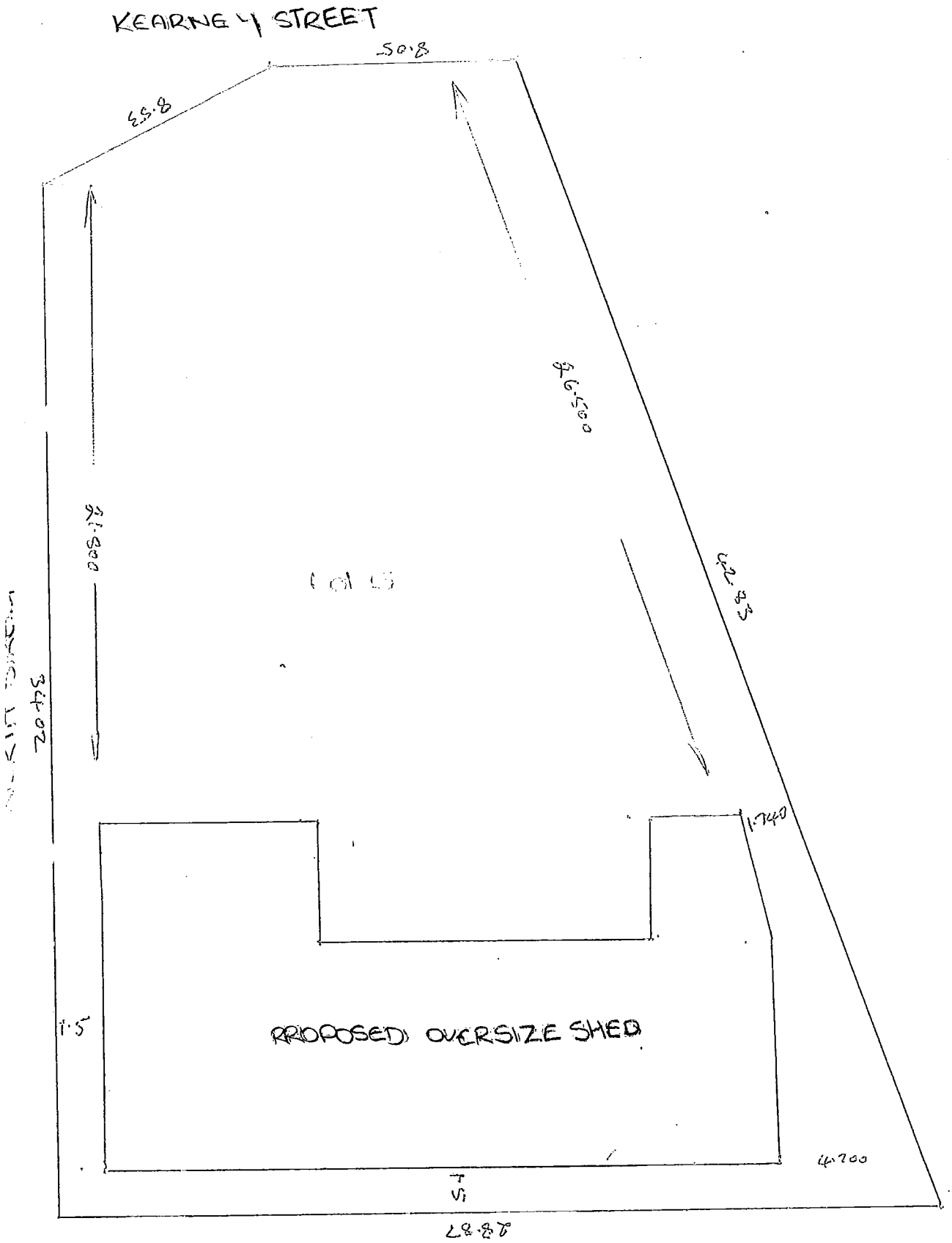

MAIN SHED TO BE USED FOR MY TWO PROJECT CARS AND RESTORATION WORK IN MY SPARE TIME

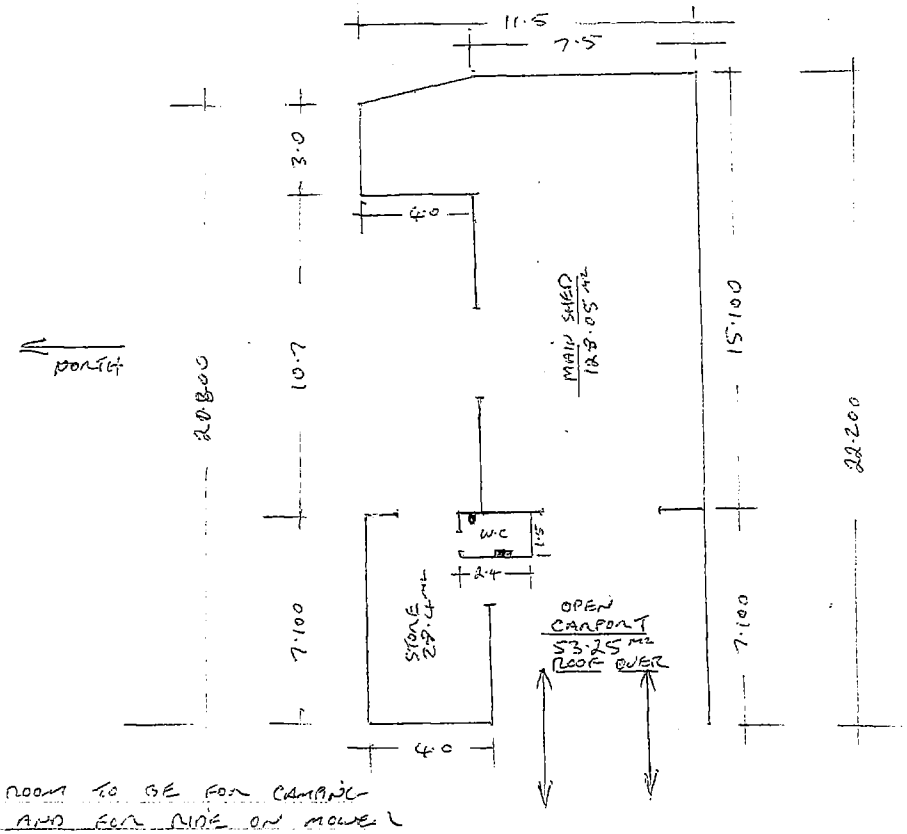

STORE ROOM TO BE FOR CAMPING GEAR AND FOR RIDE ON MOWER REMOVAL AND GENERAL BULKY ITEMS.

CARPORT TO BE ROOF OVER WITH SOUTH & WEST WALLS OPEN


15.100
SOUTH WALL
22.200
7.1
CLAD IN COLOUR BOND
SIDE WALL OF CARPORT OPEN.
3.0
G.L

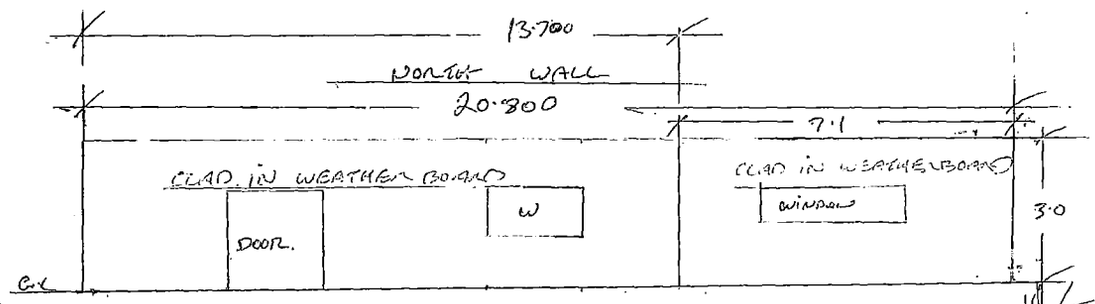
13.700
NORTH WALL
20.800
7.1
CLAD IN WEATHER BOARD
W
DOOR.
CLAD IN WEATHERBOARD
WINDOW
3.0
G.L

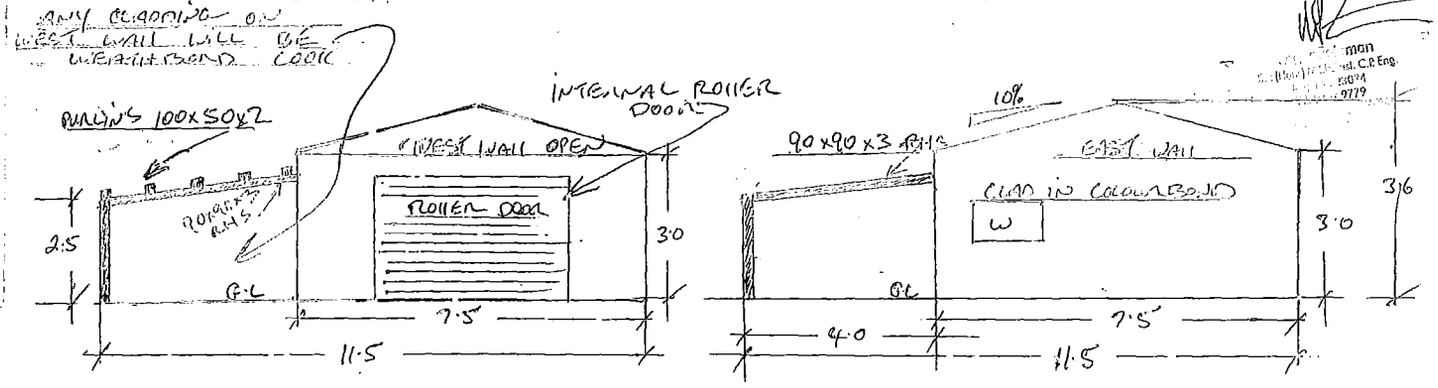
ANY CLADDING ON WEST WALL WILL BE WEATHERBOARD COLOUR
PURLIN'S 100x50x2
90x90x3 RHS
INTERNAL ROLLER DOOR
WEST WALL OPEN
ROLLER DOOR
2.5
3.0
G.L
7.5
11.5
10%
90x90x3 RHS
EAST WALL
CLAD IN COLOUR BOND
W
3.0
3.6
G.L
4.0
7.5
11.5

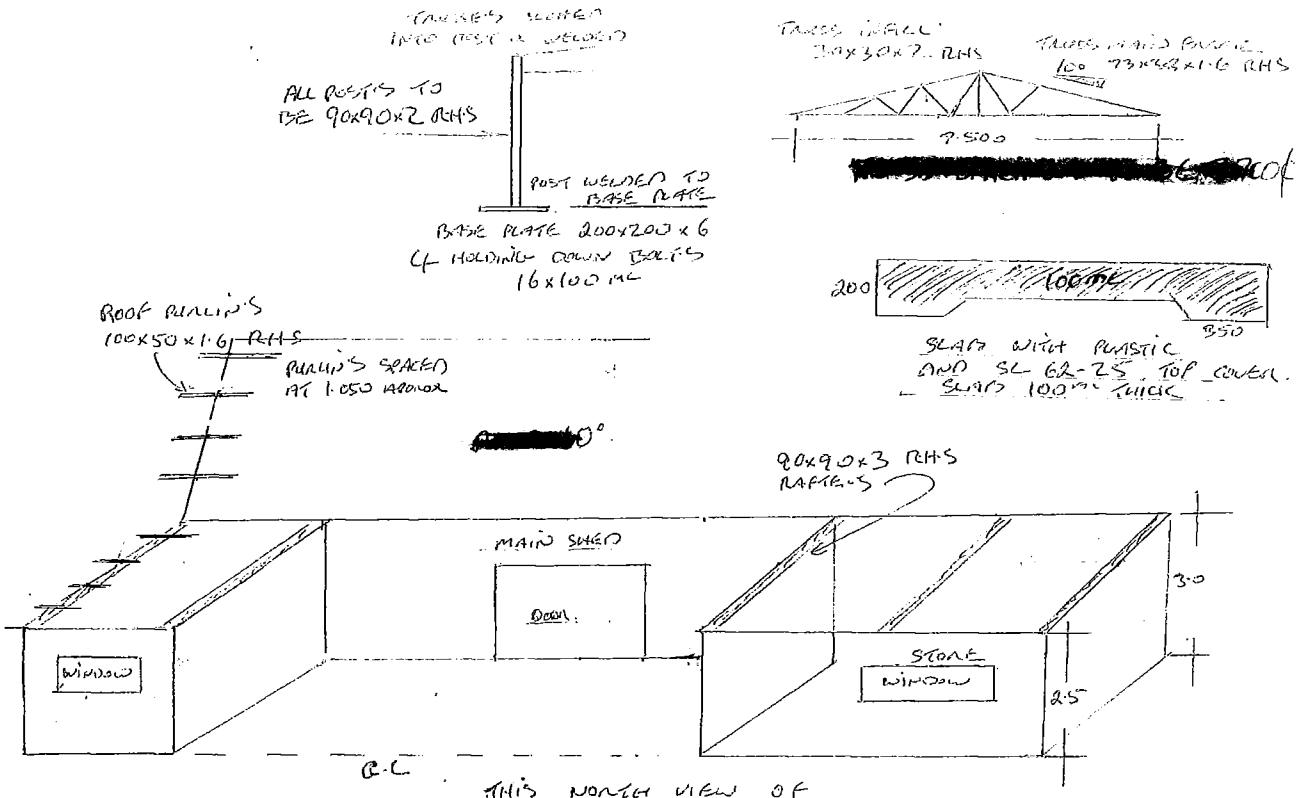

THIS NORTH VIEW OF BUILDING TO BE CLAD IN WEATHERBOARD, LOOK TO ENHANCE THE BUILDING'S LOOK.

ROOF SHEETING WILL BE COLOUR BOND.

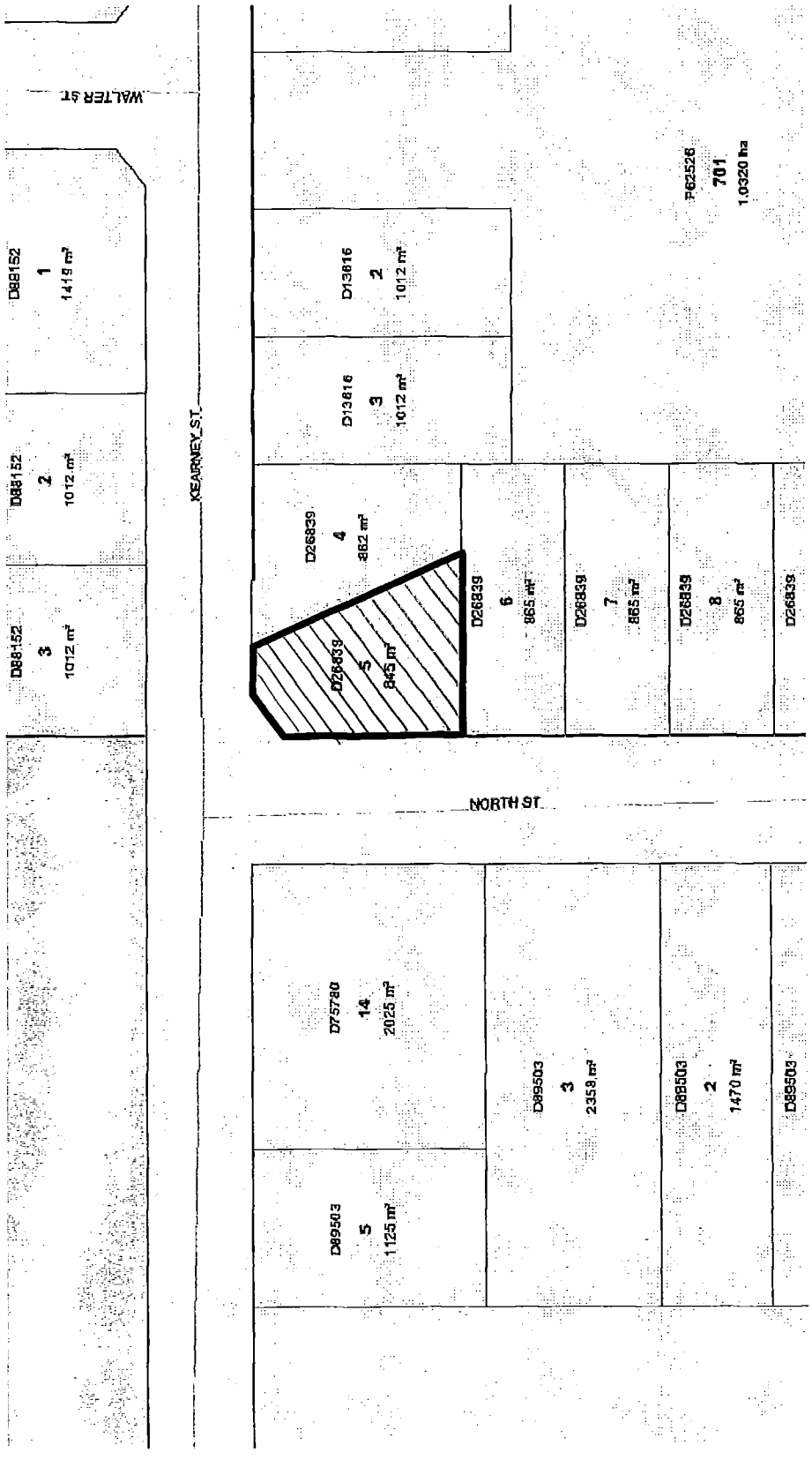
WALTER ST
D88152
1
1419 m²
D88152
2
1012 m²
D88152
3
1012 m²
KEARNEY ST
D13616
2
1012 m²
D13616
3
1012 m²
D26839
4
882 m²
D26839
5
845 m²
D26839
6
865 m²
D26839
7
865 m²
D26839
8
865 m²
D26839
P62526
701
1.0320 ha
NORTH ST
D75780
14
2025 m²
D89503
5
1125 m²
D89503
3
2359 m²
D89503
2
1470 m²
D89503

Attachment 3
LETTER 1

From: Margaret Gibb [mailto:margaretgibb22@yahoo.com]
Sent: Sunday, 6 April 2014 3:54 PM
To: Robert Jennings
Subject: PLANNING PAPLICATION - PROPOSED OVERSIZE OUTBUILDING ON VACANT LAND LOT 5 KEARNEY STREET

Hi Robert.

Thank you for your letter and for giving us the opportunity to provide you with views on the above. The Planning Unit must, no doubt, realise by now that the outbuilding is in an advance state and that we, the residence of North Street, have been consulted rather late for our views!

I would however just like clarification as to the exact use of the 'oversize outbuilding' - is it to be for industrial use with a section for domestic use? Is the intention to only restore 2 cars or will it be put to other industrial uses? North Street is, as you know, not an industrial area but a reasonably quiet residential street. Will it remain like that after the 'oversize outbuilding' has been completed and put to use? Had a Planning Application been sort before the start of the work [which must be a few months ago] or has it only just been applied for? We had to comply with council building regulations and apply for planning permission *before* we had a small shed erected in our back garden.

Thank you again for letting us air our views.

Derek Brown & Margaret Gibb

LETTER 2

SHIRE OF NANNUP
RECEIVED
Ref: A975 No. 2014/03
31 MAR 2014
CEO AO LIB FMO
MCS EO PUB YO
WM CDO RO
MDS CRI

Chief Executive Officer,
Shire of Nannup.
W.A. 6275

A.J and P.F.Twiss,
37 Kearney Street,
Nannup.
28th.March 2014 Ref:A975

Dear Sir,
Thank you for your letter dated 26th March referring to planning permission for the building on Lot 5 Kearney Street. We find it illogical to be asked for comments on the proposed building approval for a building considering that it is already well under way towards completion and you may wish to advise us on how this could occur.

The proposed use for which this building is to be approved is not clear. The floor space, access, windows and toilet facility do not point to the use as a maintenance shed but for a private dwelling. 156 square metres of floor space inclusive of toilet with a further enclosed area of 52 square metres make this equivalent to the average floor space of a large number of Nannup houses. A person's shed for occasional maintenance of two cars would reasonably be no more than 20 to 30% of this. We also question the water run off of such a large roof close to the Kearney and North Street neighbouring properties.

The conclusion we would reach on receiving such a submission would be either:-

1) The building will be used for large-scale automotive work, which should be totally unacceptable in an area that has seen the number of private dwellings in the area change the nature of the location from country to semi suburban in a few short years.

Or 2) The building will be used for a domestic dwelling which as a structure is totally out of keeping with the environment, is incorrectly positioned on the block and far too close to the fence line of two properties and with a very large gate abutting the North Street boundary.

Or 3) The building will be used for any number of purposes until the passage of time allows its use as a domestic dwelling by default.

In either of the above instances should automotive repairs be carried out on a regular basis this can only lead to disturbance to people in this area and should not be approved.

We understand that the owner of 5 Kearney Street is also the owner of land with the unsightly over large shed and smaller building (classified as shops) in Forest Street. We presume the owner of these two buildings was given building approval for the construction in what we consider an unsuitable area close to the Village Green. Otherwise this property owner is showing no recognition of Shire Council regulations.

In summary we suggest he either be advised to remove the building, reduce its size to shed size of no more than 20% of its current size or submit new plans for a domestic dwelling subject to the approval of the Shire and surrounding neighbours.

Yours Sincerely, A.J and P.F.Twiss

Addenum: We would like to point out that another large shed on the corner of Wilson Street and Ford Street appears to be have been erected at the front of the site with the house to be built behind it. Has this structure's position been approved as the only entry point of the property appears to be on Wilson Street.

LETTER 3

Jane Buckland

From: Michael Heffernan [heff@westnet.com.au]
Sent: Friday, 28 March 2014 3:38 PM
To: ShireofNannup
Subject: Ref A975. R Jennings

The Chief Executive Officer
Mr Robert Jennings

RE: Ref A975 - Planning Application - Proposed Oversize building Lot 5 Kearney Street.

Dear Robert,
thank you for the information we received today on the proposed oversize building.

I am willing to be guided by the Shire's expertise in regards to the suitability of the building.

I have a concern and a question.

My concern would be water run off from the roof but I think the Building guide lines would have this covered.

My question is. Does the proponent know about the easement for the drain along one boundary? This is the drain the Shire put in place to ensure "Higgins Swamp" did not cause any "flood" damage when some road storm water was directed into the "swamp".
I did not see any reference to it on the plan and I believe it should be taken into consideration for set backs.

kind regards
Mike Heffernan

LETTER 4

31st March 2014

SHIRE OF NANNUP
RECEIVED
Ref: A975 No. 2014/01
31 MAR 2014
CEO AO LIB FMO
MCS EO PUB YO
WM EHO RO
MDS CR:

Ref: A975

Lot 1 North Street
NANNUP WA 6275

Robert Jennings
C.E.O
Shire of Nannup
Adam Street
NANNUP WA 6275

Dear Robert

Re: Planning Application for Lot 5 Kearney Street, Nannup

Thank you for giving me the opportunity to provide my views about this proposed building. If you don't mind I will give my thoughts in point form.

1. It would seem that the planning application is, to say the least, overdue, when the applicant is able to supply a photograph of a structure which is well under way. Surely this does not comply with best practice and therefore leaves doubts about the rest of the procedure. (Dependant on the date on which work was supposed to cease, drainage pipes were laid by a local plumber last week.)
2. Page 2 of the papers I received states that:-
   'Main shed to be used for my two project cars and restoration work in my spare time'
   What are 'project cars'? What is restoration work and what does it entail?
   Cars are always associated with noise factors. They also attract 'petrol heads' and their vehicles. Lot 5 is situated on a 90^0 corner and it doesn't take a Rhodes Scholar to work out the possible implications from that scenario.
3. What is the thought process behind this structure being situated so far back on the specified block? It gives a lot of scope for further additions to be made. The buildings on the corner of Forrest and Grange Roads are a good example of this occurrence.
4. Whilst, on paper, it would appear that this is not a commercial venture neither is it a residential property. What is the zoning on this area of land? Should I apply for a rate reduction if the zoning has been changed?

It is my concern that:

(i) If this building is allowed on this site it will create a precedence for others to follow
(ii) Local residents will be subjected to noises over and above those expected to be heard in a residential street
(iii) House values could be affected because of (ii)
(iv) Assuming that the owner's car will be in the car port, other cars could cause dangerous obstructions close to a corner which is masked by trees.

I know that some of these points are speculative but, as a local ratepayer, I need to place them before you in order for the proper protocols to be followed.

Apart from a Thursday I would appreciate a meeting at your earliest convenience.

I remain, yours sincerely

D. Russell

LETTER 4 cont.

3rd April 2014

SHIRE OF NANNUP
RECEIVED
Ref: A975 No. 2014/110
03 APR 2014
CEO AO LIB FMO
MCS EO PUB YO
WM CDO RO
MDS CR:

Ref: A 975
Lot 1 North Street
NANNUP WA 6275

Robert Jennings
C.E.O
Shire of Nannup
Adam Street
NANNUP WA 6275

Dear Robert

Re: Planning Application for Lot 5 Kearney Street, Nannup

Further to my letter dated 31st March 2014 and having examined the proposed plans once again I would like to add a further observation.

On the enclosed plan there is a designated placement for the W.C. What the plans DO NOT acknowledge is the presence of plumbing connections already in position in the area shaded in pink highlighter.

If the proposed building is to be used 'only' for the purposes stated on the same page , the amount of plumbing appears to be rather a lot! I'm not a plumber so I don't know!

This observation is easily made from Kearney Street.

Thank you for your time

Val Russell

Val Russell

.. APPLICANT HAS ADVISED THAT COLOURBOND
..LL BE BASALT GREY AND THAT THE WEATHERBOARDS
WILL BE PAINTED THE SAME COLOUR BUT AT HALF
STRENGTH

MAIN SHED TO BE USED FOR MY PROJECT CARS AND RESTORATION WORK IN MY SPARE TIME

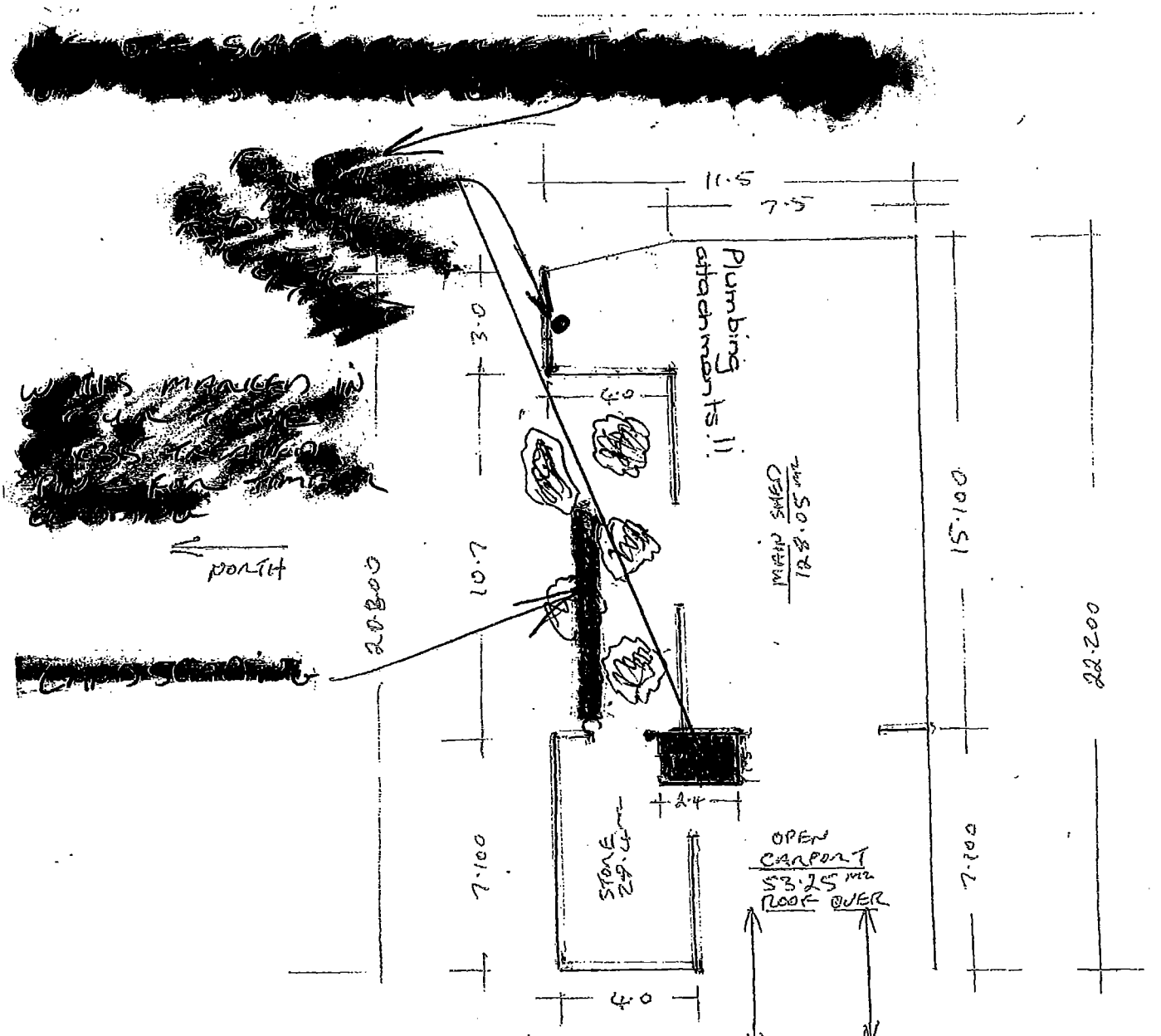

STORE ROOM TO BE FOR CAMPING GEAR AND FOR RIDE ON MOWER BARROW AND GENERAL BULKY ITEMS.

CARPORT TO BE ROOF OVER WITH SOUTH & WEST WALLS OPEN

Jane Buckland

From: health
Sent: Wednesday, 2 April 2014 9:09 AM
To: Jane Buckland
Subject: RE: Planning Application - Oversize Shed on Vacant Land - Lot 5 Kearney St

Hi Jane ,

No comments.

Thanks

Dean Guja
Environmental Health Officer

Shire of Nannup
rest • connect • grow

Adam Street . PO Box 11 Nannup WA 6275
P: 9756 1018 . F: 9756 1275.
www.nannup.wa.gov.au

From: Jane Buckland
Sent: Wednesday, 26 March 2014 11:41 AM
To: Chris Wade; health; Building Services
Cc: Wayne & Cath Jolley
Subject: Planning Application - Oversize Shed on Vacant Land - Lot 5 Kearney St

Hi all,

Steve has asked me to send you a planning application submitted by Russell Ashley, who is requesting approval for an oversize shed to be constructed on a vacant lot at 5 Kearney Street. Russell has also advised that the colourbond areas will be basalt grey and the weatherboards will be painted the same colour but in half strength.

Please forward any comments on this application to me by 9th April 2014.

Kind regards,

Jane Buckland
Development Services Officer

Shire of Nannup
rest • connect • grow

Adam Street . PO Box 11 Nannup WA 6275
P: 9756 1018 . F: 9756 1275.
www.nannup.wa.gov.au

Attachment 4

E-MAILED
to ST 29/4/14

SHIRE OF NANNUP
RECEIVED
Ref: A975 No: 2014/142
29 APR 2014
CEO AO LIB FMO
MCS EO PUB YO
WM CDO RO
MDS CR: DSO

ROB,

AS OF OUR MEETING ON THE 24TH APRIL.
I HAVE REPLIED TO THESE LETTERS THE BEST THAT I THOUGHT POSSIBLE
SOME OF THE COMMENTS DID NOT APPEAR TO BE PLANNING RELATED.

I HAVE REPLIED TO THOSE WHICH I REGARD AS PLANNING RELATED. NOT THE OTHERS. E.G FOREST ST.

ON THE [redacted] MATTER REGARDING THE DRAIN FROM HIGGIN'S LAKE
AS STATED IN ~~LETTER~~ 3 I AM PREPARED TO WORK WITH THE SHIRE ON THIS SUBJECT.

ON THE PLANNING APPROVAL SUBJECT WHEN I ENQUIRED AT THE SHIRE ABOUT THERE SHED POLICY'S I WAS TOLD THEY DID NOT HAVE ONE.
I SHOWED THEM A DIAGRAM OF WHAT I WANTED TO DO, THEY DID NOT HAVE A PROBLEM WITH IT.
IN FURTHER DISCUSSION'S I WAS TOLD TO GET A OWNER BUILDER'S LICENSE AND SUBMIT IT WITH PLAN'S AND SHIRE BUILDER'S PERMIT

REGARD'S
RUSSELL

1

IN REPLY TO LETTER 1

NO THE SHED IS A SHED AND NOT FOR INDUSTRIAL USE AS IT'S ZONED RESIDENTIAL.
THE SHED IS MAINLY FOR STORAGE WITH TWO CARS STORED THERE WHICH NEED SOME MINOR WORK, MAINLY INTERIOR WORKS.

2

IN REPLY TO LETTER 2

1 THE SHED IS ONLY FOR MY PESSONAL USE, MAINLY STORAGE. AND TWO CARS, WHICH NEED MINOR WORK MAINLY INTERIOR WORKS

2 THE BUILDING IS NOT FOR A DOMESTIC DWELLING.
THE BUILDING MEETS ALL SETBACK RULES.
THE SHED IS POSITIONED AS SUCH TO ALLOW FOR THE FUTURE DOMESTIC DWELLING.

5 WATER RUN OFF MUST BE CONTAINED ON MY BLOCK. MY AJOINING NEIGHBOURS SIT A LOT HIGHER UP THAN ME ANYWAY.

IN REPLY TO LETTER 3

1 IN REGARD'S TO WATER RUN OFF.
THE RULE'S STATE THAT THE WATER MUST BE CONTAINED ON THE BLOCK.

2 IN REGARD'S TO THE EASEMENT CONCERN.
I SPOKE TO THE SHIRE STAFF ABOUT THIS BEFORE I PURCHASED THE BLOCK AND WAS TOLD THERE WAS NOT ONE IN PLACE.

I AM PREPARED TO DISCUSS THE ABOVE MATTER FURTHER.

IN REPLY TO LETTER 4

2 LOT 5 IS SITUATED ON A 90° CORNER, AM I THE ONLY ONE WITH A LOT ON A 90° CORNER?

3 I CAN'T THINK OF ANY OTHER PLACE TO PUT A SHED ON A BLOCK BUT UP THE BACK AND OUT THE WAY.
AND YES THAT IS THE REASON SO THE FUTURE DOMESTIC DWELLING CAN BE BUILT.

8 THE REASON THE CARPORT IS POSISTIONED ON THE END OF THE SHED UP NORTH ST END IS TO MAKE THE POSSIBLE CHANCE OF AN ACCIDENT AWAY FROM THE CORNER OF NORTH AND KEARNEY ST.
AS KEARNEY IS A VERY NARROW FRONTAGE. I THINK IT'S A GOOD MOVE.

9 SEE MAP PROVIDED

10 ALL PLUMBING TO DEEP SEWAGE.

AGENDA NUMBER:	12.2
SUBJECT:	Kidsport Grant
LOCATION/ADDRESS:	N/A
NAME OF APPLICANT:	N/A
FILE REFERENCE:	FNC 6a
AUTHOR:	Louise Stokes – Community Development Officer
REPORTING OFFICER:	Robert Jennings – Chief Executive Officer
DISCLOSURE OF INTEREST:	None
DATE OF REPORT	5 May 2014

BACKGROUND:

At the April Council meeting a grant agreement of $20,000 from the Department of Sport & Recreation for the Kidsport program was approved. There was an error in the report as the funding is for $30,000.

COMMENT:

As identified in the last report this program adds to the youth activity program and seeks to build capacity and increase recreational opportunities for young people.

Funding of $200 per eligible young person is paid upon successful application for club fees and equipment. The funds are paid directly to the club.

The criteria for participation is health care card holder or by referral from the Nannup District High School or Nannup Police.

This program has been running in Nannup for the previous two years and has been extremely well received by the sporting clubs and appreciated by the parents.

STATUTORY ENVIRONMENT: None.

POLICY IMPLICATIONS: None.

FINANCIAL IMPLICATIONS:

Administration costs for the project are offset by funding from the grant.

STRATEGIC IMPLICATIONS:

The Shire of Nannup Community Strategic Plan 2013- 2023 *1.3 Our Youth*

VOTING REQUIREMENTS: Simple majority.

RECOMMENDATION:

That Council accept the funding of $30,000 from the Department of Sport & Recreation to undertake the Kidsport program.

9133 SLATER/MELLEMA

That Council accept the funding of $30,000 from the Department of Sport & Recreation to undertake the Kidsport program.

CARRIED 7/0

AGENDA NUMBER:	12.3
SUBJECT:	Supper Room Window Installation
LOCATION/ADDRESS:	Town Hall
NAME OF APPLICANT:	Nannup Music Club
FILE REFERENCE:	RES3708
AUTHOR:	Chris Wade – Manager Infrastructure
REPORTING OFFICER:	Chris Wade – Manager Infrastructure
DISCLOSURE OF INTEREST:	Nil
DATE OF REPORT	7 April 2014

BACKGROUND:

The Nannup Music Club currently lease the Supper Room from Council and have requested the installation of two windows on the front of the building. Councillors may remember late last year during the visit to the supper room that the Music Club indicated they may request these works.

COMMENT:

Council has now received a formal request for the installation of the two windows in the front facade of the Supper Room. The Nannup Music Club will use existing windows from the building to keep the historical appearance. One window was removed for the door installation and the other will be relocated from the southern side of the building.

All costs will be met by the Nannup Music Club.

A notice was placed in the local paper and on the supper room notice board calling for public comment. No submissions were received therefore it is assumed that there are not objections to the installation.

STATUTORY ENVIRONMENT: None.

POLICY IMPLICATIONS: None.

FINANCIAL IMPLICATIONS: None.

STRATEGIC IMPLICATIONS: None.

VOTING REQUIREMENTS: Simple Majority.

RECOMMENDATION:

Council support the installation of two windows on the Warren Road facade of the Supper Room in the theme of the current building's windows with all costs met by the Nannup Music Club and installed to the satisfaction of the local government.

9134 MELLEMA/SLATER

Council support the installation of two windows on the Warren Road facade of the Supper Room in the theme of the current building's windows with all costs met by the Nannup Music Club and installed to the satisfaction of the local government.

CARRIED 7/0

AGENDA NUMBER:	12.4
SUBJECT:	Review of Delegations
LOCATION/ADDRESS:	Nannup
NAME OF APPLICANT:	Shire of Nannup
FILE REFERENCE:	ADM 22
AUTHOR:	Vic Smith – Manager Corporate Services
REPORTING OFFICER:	Vic Smith – Manager Corporate Services
DISCLOSURE OF INTEREST:	Nil
DATE OF REPORT	13 May 2014

Attachment 1: Register of Delegations 2013/14 – Separate Cover.

BACKGROUND:

The Local Government Act 1995 enables Council to delegate many of its functions and powers under the Act to officers and committees for the purpose of facilitating the smooth running of Council's operations.

Where a delegation is delegated further from the Chief Executive Officer to a subordinate officer this is noted in the delegation.

The Local Government Act 1995 Section 5.46(2) states that a local government is to review its delegations to officers at least once every financial year. The most recent review was May 2013.

COMMENT:

The proposed Register of Delegations 2013/14 is circulated under separate cover for ease of reference. Wording which is recommended for deletion is shown as crossed through and new wording as underlined.

Various amendments are recommended in this review:

1. Delegation 6 - Executive Functions – Duties: Wording amended to improve clarity.
2. Delegation 11 - Forward Plan: As pointed out in last year's review this delegation requires amendment as a result of the implementation of the Integrated Planning Framework in 2013. The delegation has been retitled and now makes reference to the preparation of the Community Strategic Plan and the Corporate Business Plan instead of the Forward Plan.
3. Delegation 21 - Expenditure Before Adoption of Budget: Amended to refer to the Corporate Business Plan instead of the Forward Plan following the introduction of the Integrated Planning Framework.
4. Delegation 24 - Excavation in or near Public Thoroughfare: Updated to reflect the current legislation.

5. Delegation 26 - Public Thoroughfares – Fixing or Altering Levels or Alignments or Drainage Onto Adjoining Land: Updated to specify the Local Government Act.
6. Delegation 40 - Surplus Equipment, Materials, Tools, etc.: The current process is administratively cumbersome, requiring two reports to Council. As this is an operational matter the amendment seeks to give the Chief Executive Officer the power to run the process through to its conclusion and to inform Council of the result of the process.
7. Delegation 43 - Grants and Subsidies: Updated to reflect current job titles.
8. Delegation 46 - Permission to Burn During Prohibited Burning Period: Updated to reflect current job titles.
9. Delegation 47 - Burning – Prohibited and Restricted Times (Variations): Updated to reflect current job titles and names of government departments.
10. Delegation 59 - Signs and Hoardings: Updated to refer to the relevant local planning policy.
11. Delegation 68 - Alternative Fire Breaks: Updated to reflect current job titles.
12. Delegation 77 - Health Act Parts V to IX: The section on objectives has been removed to bring the format of the delegation into line with the other delegations in the register.
13. Delegation 78 - Local Planning Policies: The section on objectives has been removed to bring the format of the delegation into line with the other delegations in the register.

STATUTORY ENVIRONMENT:

Local Government Act 1995 Section 5.42.

POLICY IMPLICATIONS:

Where there is cross reference to a delegation from a Council Policy the delegation is noted as such.

FINANCIAL IMPLICATIONS: None.

STRATEGIC IMPLICATIONS: None.

VOTING REQUIREMENTS: Absolute Majority.

RECOMMENDATION:

That, pursuant to Section 5.42 of the Local Government Act 1995, Council approve the amendments to delegations as set out in Attachment 1.

9135 STEER/LONGMORE

That, pursuant to Section 5.42 of the Local Government Act 1995, Council approve the amendments to delegations as set out in Attachment 1.

CARRIED 7/0

AGENDA NUMBER:	12.5
SUBJECT:	Budget 2014/15
LOCATION/ADDRESS:	Nannup
NAME OF APPLICANT:	Shire of Nannup
FILE REFERENCE:	FNC 3
AUTHOR:	Vic Smith – Manager Corporate Services
REPORTING OFFICER:	Vic Smith – Manager Corporate Services
DISCLOSURE OF INTEREST:	Nil
DATE OF REPORT	30 April 2014

Attachment 1: Budget Summary 2014/15.
Attachment 2: Changes to Base Budget
Attachment 3: Budgeted Reserves
Attachment 4: Proposed Savings and Growth

BACKGROUND:

This recommended draft budget continues the process started in 2011/12 to produce a sustainable financial position for the Shire of Nannup. In compiling the draft budget, a great deal of background work has been undertaken by both Councillors and officers.

Monthly financial reporting is focused to concentrate on the anticipated end of year financial position; this was supplemented by a detailed budget review reported to Council on 27 February 2014.

A model of the projected budgetary position over the next 10 years has been developed as part of the Integrated Planning process, so that the annual consideration of the budget can take into account cost pressures that will arise over the medium and long term. The updated projections in the Long Term Financial Plan were presented to Council on 27 March 2014. The model underpinning the Long Term Financial Plan demonstrates that the Council currently benefits from capital grants because significant elements of its recurring costs are charged to capital projects. The 2013/14 budget established a Rate Equalisation Reserve and the use of the reserve will be a major element in reducing the impact of the budget increase in 2014/15.

The budget format classifies income and expenditure into three groups:

1. Base income/expenditure – the cost of carrying out the same level of activity in the new financial year as was undertaken in the old financial year.
2. Committed income/expenditure – unavoidable changes to the base, such as contracts entered into in the old financial year which will have a cost impact on the new financial year.
3. Uncommitted income/expenditure – items of income or expenditure where there is a choice over whether it should be included in the draft budget.

Officers carried out a detailed review of the draft budget prior to a presentation to Council at its budget workshops on 20 March, 3 April, 16 April 2014 and 8 May. The workshops examined all areas of committed and uncommitted income and expenditure and the output from this process provided guidance to officers on which items should be included or excluded from the draft budget. The result of the process described above is the draft budget presented to Council today as summarised at Attachment 1.

COMMENT:

Budget Assumptions

In compiling the base budget an assessment of probable levels of inflation and interest rates has been taken. Reasonable account has been taken of known or anticipated price increases and other committed expenditure. Inflation of 2.9% has been added to the base level of expenditure but has not been added where underspends have been seen in previous years.

The employee budget is a major constituent of the Council's finances. The 2014/15 budget allows for a pay award of 4% for employees as part of a three year agreement from 2012/13 to 2014/15. Employee costs have also increased as a result of the statutory increase in employer superannuation contributions; employer contributions for 2014/15 have increased from 9.25% to 9.5%. Employer contributions will continue to increase over the next six years until they reach 12%; however, this policy is currently being reviewed by the Federal Government.

The Council has a degree of control over the main areas of uncertainty in the budget and should therefore be able to moderate its exposure to significant variations through the decisions taken during the budget process. However, the unpredictability of many of the factors influencing the Council's budget remains a risk and this is addressed through prudent estimates.

There are four major risks affecting the revenue budget:

(a) In the current economic climate the Council's main income streams are at risk. The base budget for 2014/15 includes income from fees and charges of approximately $450,000.

(b) The Council receives significant income from investment interest. As interest rates decline and grant income falls this will decrease. A decrease of $30,000 has been assumed in the draft 2014/15 budget.

(c) The budget assumes that the caravan park can be let commercially from 1 January 2015 and the net cost of the park of $42,039 in 2014/15 is based on a lease being in place and the cost profile in the first six months of operation reflecting that for 2013/14. Variations to the budget would result if the lease income does not meet expectations or the cost profile of the park varies from that for 2013/14.

(d) The Council does not maintain a general level of working balances which can absorb unexpected fluctuations in its income and expenditure. In the event that there are significant adverse variations during the year money would need to be released from other earmarked reserves to cover any shortfall.

In the light of the assumptions made in compiling these estimates and reflected in the recommendation it is considered that the budget as presented is sufficient to meet the liabilities facing the Council during 2014/15.

Changes to the Base Budget

The Base Budget for 2014/15 represents the cost of carrying out the same level of activity as in 2013/14. Next year there will be a substantial change to the base budget as a result of the reduction in activity in the construction of Mowen Road; this will result in some overheads previously charged to this budget being borne by other budget heads. After taking account of this change and including inflationary increases the base budget is expected to rise by approximately 24.5%.

However, the Base Budget also needs to be revised to accommodate other detailed changes in circumstances which have occurred during 2013/14 that will continue in 2014/15 or that will occur in 2014/15. Amendment is also required to reflect the budget reductions necessary to offset the increase in the base budget that have been discussed in budget workshops with Council. These changes are summarised in Attachment 2.

Overall, costs have increased by $166,485, primarily as a net result of changes to the allocation of overheads as set out above and the reductions recommended to offset them. This cost is offset by a reduction in contributions to reserves of $280,000 and contributions from reserves of $120,000, including a contribution of $100,000 to fund the upgrade of the Brockman Street Caravan Park. Taking all these factors into account costs have reduced by $232,797 representing a net committed increase of 6.6%.

Reserves

The budget process provides an opportunity for the Council to assess the adequacy of its reserves. The Council maintains a number of reserves set up for specific purposes. The table in Attachment 3 details the reserve position as reflected in the recommended budget and the purpose for which each reserve is maintained.

The reserves are adequate to meet the future needs of the Council and are anticipated to have sufficient funds to meet expected expenditure. The budgeted contribution to the Plant Reserve is in accordance with Council's Plant Replacement Policy (WKS12).

Although the Main Street Upgrade Reserve shows a projected balance of $190,329 the majority of this funding has been earmarked to support the Recreation Centre Upgrade in accordance with Council resolution 9062 of 28 November 2013. This funding will be replenished by any funds raised through corporate sponsorship in accordance with the resolution.

The Asset Management Plan shows that significant funds will be required over the next 10 years to maintain the Council's buildings and infrastructure. The resources required to maintain Council-owned buildings is anticipated to be $180,000 per annum.

The 2013/14 budget established a Rates Equalisation Reserve, with an annual contribution of $150,000. The intention was that contributions would be made to the reserve in 2013/14 and 2014/15 to build up a fund to mitigate the impact of the loss of capital grant from the Mowen Road project in 2015/16. The cost profile of the project for 2014/15 means that some of the impact will be felt in the 2014/15 budget and the contribution to the reserve has therefore been withdrawn. A contribution of $50,000 will also be made from the reserve to support the 2014/15 budget. Contributions can also be made in 2015/16 and 2016/17 if they are maintained at a similar level.

Funding Corporate Priorities

As part of the 2014/15 business planning process, managers have submitted bids for growth within their service areas. These bids have been considered and prioritised by the Senior Management Team and reviewed in the budget workshops held on 20 March, 3 April, 16 April and 8 May 2014.

Only those revenue bids that were agreed to be essential have been included within the proposed budget for 2014/15; they are shown in the uncommitted column in the draft budget. A list of all the bids is shown in Attachment 4.

The main item providing additional revenue is the use of the Waste Avoidance and Resource Recovery Act to cover part of the cost of refuse disposal. This new charge will replace the current system of issuing tip passes and will allow unrestricted access to the Council's waste management and recycling facility for non-commercial refuse. The new system will also streamline administration.

A sum of $9,700 has been included in the budget to insure the Shire's most important bridges. Although bridges have never been covered by the council's insurers in the past, recent losses from bushfires in the State has shown that councils may not be able to replace bridges that are damaged or destroyed by natural events. Further contributions would be required in future budgets to provide full cover.

There is a unique opportunity to develop an area to the south of the Shire known as the Quannup Lease. In order to take advantage of this opportunity an options

appraisal will need to be carried out. It is anticipated that some external funding can be secured to support this work and a net sum of $10,000 has been included in the budget to allow the project to proceed.

Support for visitor services will continue at a reduced level for 2014/15 to allow the Community Resource Centre time to achieve accreditation as a visitor centre. This will allow them to access other funds from Royalties for Regions. This cost is being funded largely by a one off reduction to Councillors' ICT allowances.

A number of smaller items are included in the proposed budget to support existing council services and details of all the proposed changes to the budget are set out in the attachment. After taking these bids into account the overall increase in the budget is 5.16%.

Prospects for the Future

The Council remains heavily dependent upon grants to deliver both operational and project specific works. These grants include an "administrative" component which allows Council to offset officers' time against some of these grants; this has the effect of reducing the requirement to fund operational expenses (in the form of wages and salaries) from rate income.

The model underpinning the Long Term Financial Plan demonstrates that rates would need to increase by 22% in 2015/16 as the income derived from these capital grants ceases. The 2014/15 budget contains measures that will help to mitigate this position and identifying further savings will be the main focus for 2014/15; this will commence with a further review of the Long Term Financial Plan early in the new financial year.

A Council workshop in the new financial year will review the Long Term Financial Plan in the light of the budget adopted for 2014/15. After the financial position stabilises by 2016/17 the pressure on income streams is expected to reduce and rate increases of around the level of CPI are anticipated.

Conclusion

The proposed rate requirement is $1,364,969, an increase of 5.16% on 2013/14. The budget presented for adoption assumes a balanced budget, in that the Council will not end the 2014/15 financial year with either a surplus or deficit.

The Council faces a substantial financial challenge over the next year and the proposed 2014/15 budget is a key step in addressing this. It is therefore considered that after taking all the above factors into account the budget as presented is sufficient to meet the liabilities facing the Council during 2014/15.

STATUTORY ENVIRONMENT:

Local Government Act 1995 and Local Government (Financial Management) Regulations 1996.

Section 6.2 of the Local Government Act 1995 stipulates that no later than 31 August each financial year or such extended time as the Minister allows each local government is to prepare and adopt by absolute majority in the form and manner prescribed a budget for its municipal fund for the financial year ending on the next following 30 June.

POLICY IMPLICATIONS: None.

FINANCIAL IMPLICATIONS:

A rate requirement for 2014/15 of $1,364,969.

STRATEGIC IMPLICATIONS:

The adoption of the proposed 2014/15 budget is the cornerstone of developing the long term financial sustainability of the Shire.

VOTING REQUIREMENTS: Simple Majority.

RECOMMENDATION:

Council adopt the proposed draft budget as set out in Attachment 1.

9136 DEAN/LONGMORE

1. Council adopt the proposed draft budget as set out in Attachment 1.
2. Congratulate the staff for their effort in the budgeting process.

CARRIED 6/1

Voting for the motion: Dean, Longmore, Lorkiewicz, Mellema, Slater and Steer
Voting against the motion: Gilbert

Attachment 1

2014/15 COMPREHENSIVE INCOME SUMMARY						
2012/13	PROGRAM AREAS	2013/14	2014/15	2014/15 VARIANCES		2014/15
ACTUAL		ORIG EST	BASE	COMMITTED	UN-COMMIT	ESTIMATE
317,286.75	Governance	344,891	336,591	(37,056)	6,250	305,785
(1,732,383.80)	General Purpose Funding	(685,273)	(719,258)	(609,189)	0	(1,328,447)
199,720.82	Law, Order & Public Safety	163,040	244,715	2,920	0	247,635
52,958.74	Health	49,479	51,502	0	0	51,502
115,631.03	Education & Welfare	227,737	154,355	(9,300)	1,000	146,055
36,972.25	Housing	17,076	28,207	(2,000)	0	26,207
298,525.87	Community Amenities	311,413	327,169	(18,100)	4,250	313,319
598,842.02	Recreation & Culture	769,986	510,590	1,000	5,000	516,590
2,173,081.29	Transport	3,818,788	2,824,244	335,556	12,800	3,172,600
340,329.04	Economic Services	549,937	157,769	80,671	(3,790)	234,650
(25,710.36)	Other Property & Services	(4,789)	(428,156)	421,983	0	(6,173)
2,375,253.65	**PROGRAM EXPENDITURE**	**5,562,285**	**3,487,728**	**166,485**	**25,510**	**3,679,723**
(131,561.98)	Leave Accruals	(203,161)	(211,846)	718	0	(211,128)
204.95	Interest Accruals	(656)	(656)	0	0	(656)
(1,808,370.16)	Depreciation	(1,929,378)	(2,049,850)	0	0	(2,049,850)
(113,099.63)	Profit/(Loss) on Sale of Assets	(42,200)	11,000	0	(6,000)	5,000
151,005.26	Contributions to/(from) Reserves	387,280	379,880	(400,000)	(38,000)	(58,120)
	Contribution from Grants carried forward	(1,816,983)	0	0	0	0
	Contribution from Surplus	(659,155)	0	0	0	0
(4,907.18)	Rate (Surplus)/Deficit	0	0	0	0	0
468,524.91	**TOTAL NET EXPENDITURE**	**1,298,032**	**1,616,256**	**(232,797)**	**(18,490)**	**1,364,969**
767,664.09	Surplus Carried Forward	0	0	0	0	0
1,236,189.00	**RATE REQUIREMENT**	**1,298,032**	**1,616,256**	**(232,797)**	**(18,490)**	**1,364,969**

GENERAL PURPOSE FUNDING						
2012/13		2013/14	2014/15	2014/15		2014/15
		Original		VARIANCES		
Actual		Estimate	Base	Committed	Uncommitted	Estimate
1,482.77	Rates	(12,000)	(11,950)	0	0	(11,950)
(455,678.00)	Royalties for Regions	0	0	0	0	0
(1,210,593.00)	Grant Income	(639,189)	(660,811)	(639,189)	0	(1,300,000)
(2,107.95)	Department of Transport	17,938	(3,405)	0	0	(3,405)
(103,462.51)	Investments	(102,000)	(102,000)	30,000	0	(72,000)
(15,744.94)	Miscellaneous Income & Expenditure	(21,000)	(19,700)	0	0	(19,700)
(1,786,103.63)	**PROGRAM EXPENDITURE**	**(756,251)**	**(797,866)**	**(609,189)**	**0**	**(1,407,055)**
53,719.83	Administration Expenses Reallocated	70,978	78,608	0	0	78,608
(1,732,383.80)	**NET CHARGE TO MUNICIPAL FUND**	**(685,273)**	**(719,592)**	**(609,189)**	**0**	**(1,328,781)**

GOVERNANCE						
2012/13		2013/14	2014/15	2014/15		2014/15
		Original		VARIANCES		
Actual		Estimate	Base	Committed	Uncommitted	Estimate
0.00	Elections	2,500	2,500	(2,500)	0	0
48,477.92	Councillors Expenses	50,250	51,493	(5,000)	(7,700)	38,793
62,932.01	Subscriptions	72,768	64,845	(8,700)	4,250	60,395
51,327.62	Central Expenses	28,547	37,910	(1,500)	9,700	46,110
158,872.86	General Administration	402,000	388,356	(169,356)	(50,000)	169,000
321,610.41	**PROGRAM EXPENDITURE**	**556,065**	**545,104**	**(187,056)**	**(43,750)**	**314,298**
(4,323.66)	Administration Expenses Reallocated	(211,174)	(208,513)	150,000	50,000	(8,513)
317,286.75	**TOTAL EXPENDITURE**	344,891	336,591	(37,056)	6,250	305,785
145,000.00	Contributions to Reserves	370,000	370,000	(150,000)	0	220,000
0.00	Contributions from Reserves	(9,600)	0	0	(50,000)	(50,000)
462,286.75	**NET CHARGE TO MUNICIPAL FUND**	**705,291**	**706,591**	**(187,056)**	**(43,750)**	**475,785**

LAW, ORDER & PUBLIC SAFETY						
2012/13 Actual		2013/14 Original Estimate	2014/15 Base	2014/15 VARIANCES Committed	2014/15 VARIANCES Uncommitted	2014/15 Estimate
66,819.93	DFES	(65,004)	0	0	0	0
85,792.38	CESM	98,882	137,440	(1,080)	0	136,360
30,063.19	Firebreaks	60,756	49,437	4,500	0	53,937
885.26	Animal Control	900	(100)	(500)	0	(600)
(41,933.00)	Public Safety	14,891	1,000	0	0	1,000
8,481.47	SES	0	0	0	0	0
150,109.23	**PROGRAM EXPENDITURE**	**110,425**	**187,777**	**2,920**	**0**	**190,697**
49,611.59	Administration Expenses Reallocated	52,615	56,938	0	0	56,938
199,720.82	**TOTAL EXPENDITURE**	163,040	244,715	2,920	0	247,635
0.00	Reserves	0	0	0	0	0
199,720.82	**NET CHARGE TO MUNICIPAL FUND**	**163,040**	**244,715**	**2,920**	**0**	**247,635**

HEALTH						
2012/13		2013/14	2014/15	2014/15		2014/15
		Original		VARIANCES		
Actual		Estimate	Base	Committed	Uncommitted	Estimate
41,882.97	Health Inspection & Administration	37,733	38,791	0	0	38,791
41,882.97	**PROGRAM EXPENDITURE**	**37,733**	**38,791**	**0**	**0**	**38,791**
11,075.77	Administration Expenses Reallocated	11,746	12,711	0	0	12,711
52,958.74	**NET CHARGE TO MUNICIPAL FUND**	**49,479**	**51,502**	**0**	**0**	**51,502**

EDUCATION & WELFARE						
2012/13		2013/14	2014/15	2014/15		2014/15
		Original		VARIANCES		
Actual		Estimate	Base	Committed	Uncommitted	Estimate
18,285.25	Pre-School	14,955	18,594	(1,000)	0	17,594
49,890.30	Youth & Community	184,055	107,519	(3,300)	1,000	105,219
4,438.72	Aged & Disabled	7,250	5,000	(5,000)	0	0
72,614.27	**PROGRAM EXPENDITURE**	**206,260**	**131,113**	**(9,300)**	**1,000**	**122,813**
43,016.76	Administration Expenses Reallocated	21,477	23,242	0	0	23,242
115,631.03	**NET CHARGE TO MUNICIPAL FUND**	**227,737**	**154,355**	**(9,300)**	**1,000**	**146,055**

HOUSING						
2012/13 Actual		2013/14 Original Estimate	2014/15 Base	2014/15 VARIANCES Committed	2014/15 VARIANCES Uncommitted	2014/15 Estimate
26,289.70	Council Staff	5,747	15,947	(2,000)	0	13,947
26,289.70	**PROGRAM EXPENDITURE**	**5,747**	**15,947**	**(2,000)**	**0**	**13,947**
10,682.55	Administration Expenses Reallocated	11,329	12,260	0	0	12,260
36,972.25	**NET CHARGE TO MUNICIPAL FUND**	**17,076**	**28,207**	**(2,000)**	**0**	**26,207**

COMMUNITY AMENITIES						
2012/13 Actual		2013/14 Original Estimate	2014/15 Base	2014/15 VARIANCES Committed	2014/15 VARIANCES Uncommitted	2014/15 Estimate
106,064.18	Refuse Collection	117,805	120,930	(12,600)	(20,750)	87,580
106,200.63	Planning	105,062	102,528	(5,500)	25,000	122,028
47,960.21	Community Facilities	47,321	58,277	0	0	58,277
260,225.02	**PROGRAM EXPENDITURE**	**270,188**	**281,735**	**(18,100)**	**4,250**	**267,885**
38,300.85	Administration Expenses Reallocated	41,225	45,434	0	0	45,434
298,525.87	**NET CHARGE TO MUNICIPAL FUND**	**311,413**	**327,169**	**(18,100)**	**4,250**	**313,319**

RECREATION & CULTURE						
2012/13		2013/14	2014/15	2014/15		2014/15
		Original		VARIANCES		
Actual		Estimate	Base	Committed	Uncommitted	Estimate
103,252.77	Recreation Centre	365,422	52,917	3,000	5,000	60,917
29,527.58	Public Halls	5,735	37,450	0	0	37,450
330,143.33	Sport & Recreation	286,203	299,731	0	0	299,731
31,944.15	Libraries	27,969	28,880	(2,000)	0	26,880
494,867.83	**PROGRAM EXPENDITURE**	**685,329**	**418,978**	**1,000**	**5,000**	**424,978**
103,974.19	Administration Expenses Reallocated	84,657	91,612	0	0	91,612
598,842.02	**TOTAL EXPENDITURE**	**769,986**	**510,590**	**1,000**	**5,000**	**516,590**
0.00	Transfers to Reserves	0	0	0	0	0
(24,150.00)	Transfers from Reserves	0	0	0	0	0
574,692.02	**NET CHARGE TO MUNICIPAL FUND**	**769,986**	**510,590**	**1,000**	**5,000**	**516,590**

TRANSPORT						
2012/13		2013/14	2014/15	2014/15		2014/15
		Original		VARIANCES		
Actual		Estimate	Base	Committed	Uncommitted	Estimate
(387,265.35)	Construction	1,205,667	170,000	186,000	0	356,000
1,830,100.82	Maintenance	2,137,184	2,203,451	2,000	12,800	2,218,251
54,737.34	Depot	41,104	41,986	(2,444)	0	39,542
555,362.74	Plant	232,996	173,797	0	12,000	185,797
2,052,935.55	**PROGRAM EXPENDITURE**	**3,616,951**	**2,589,234**	**185,556**	**24,800**	**2,799,590**
120,145.74	Administration Expenses Reallocated	201,837	235,010	150,000	(12,000)	373,010
2,173,081.29	**TOTAL EXPENDITURE**	**3,818,788**	**2,824,244**	**335,556**	**12,800**	**3,172,600**
340,000.00	Transfers to Reserves	275,000	283,000	(130,000)	12,000	165,000
(274,544.66)	Transfers from Reserves	(280,000)	(305,000)	(20,000)	0	(325,000)
2,238,536.63	**NET CHARGE TO MUNICIPAL FUND**	**3,813,788**	**2,802,244**	**185,556**	**24,800**	**3,012,600**

ECONOMIC SERVICES						
2012/13 Actual		2013/14 Original Estimate	2014/15 Base	2014/15 VARIANCES Committed	2014/15 VARIANCES Uncommitted	2014/15 Estimate
6,553.00	Rural Services	0	0	0	0	0
57,300.80	Tourism	70,043	63,475	(22,350)	0	41,125
155,855.73	Caravan Parks	142,559	50,808	(3,979)	(4,790)	42,039
8,961.16	Building Control	17,215	18,515	7,000	1,000	26,515
33,528.00	Heart of Nannup	297,044	0	0	0	0
262,198.69	**PROGRAM EXPENDITURE**	**526,861**	**132,798**	**(19,329)**	**(3,790)**	**109,679**
78,130.35	Administration Expenses Reallocated	23,076	24,971	100,000	0	124,971
340,329.04	**TOTAL EXPENDITURE**	**549,937**	**157,769**	**80,671**	**(3,790)**	**234,650**
0.00	Transfers to Reserves	0	0	0	0	0
(56,372.03)	Transfers from Reserves	0	0	(100,000)	0	(100,000)
283,957.01	**NET CHARGE TO MUNICIPAL FUND**	**549,937**	**157,769**	**(19,329)**	**(3,790)**	**134,650**

OTHER PROPERTY & SERVICES						
2012/13		2013/14	2014/15	2014/15		2014/15
		Original		VARIANCES		
Actual		Estimate	Base	Committed	Uncommitted	Estimate
(33,873.92)	Private Works	(4,736)	(1,846)	0	0	(1,846)
7,813.56	Works Overheads	(53)	(183,376)	179,048	0	(4,328)
350.00	Plant Overheads	0	(242,934)	242,935	0	1
(25,710.36)	**PROGRAM EXPENDITURE**	**(4,789)**	**(428,156)**	**421,983**	**0**	**(6,173)**
0.00	Administration Expenses Reallocated	0	0	0	0	0
(25,710.36)	**NET CHARGE TO MUNICIPAL FUND**	**(4,789)**	**(428,156)**	**421,983**	**0**	**(6,173)**

Attachment 2

CHANGES TO THE BASE BUDGET

General Purposes Funding	
$	**Item**
-639,189	The prepayment of the Equalisation Grant and Roads grant will cease in 2013/14. There will be additional cash income in 2014/15 as a result.
30,000	Reduced investment income –capital grants are decreasing in 2014/15. Interest from cash deposits will therefore decline
-609,189	**Total – General Purposes Funding**
Governance	
$	**Item**
-2,500	Elections – there are no elections scheduled for 2014/15
-5,000	Councillors expenses – the costs of refreshments for Shire functions has been reduced by $3,000 and travelling by $2,000
-8,700	Subscriptions – the grant of $1,000 for the Town Hall Centenary has been removed, the grant to the Nannup Music Festival has been reduced by $5,000 and Community Grant support reduced by $1,000
-1,500	Reduction in the legal expenses budget
-19,356	Staff costs have been reduced by $1,887 as a result of a lower pay award for the CEO, maintenance costs for the Shire building have been increased by $4,821 to reflect actual expenditure, IT costs have been reduced by $540 as result of the new website, $500 of the advertising budget has been moved to Planning, travelling expenses have been reduced by $3,250, savings of $18,000 accrue because officers vehicles do not need replacement in 2014/15
-37,056	**Total - Governance**
Law & Order	
$	**Item**
-1,080	CESO – reduction in vehicle running costs
4,500	Firebreaks – income from firebreak fines has been reduced to reflect the current position on compliance
-500	Animal Control – Ranger costs reduced to reflect current activity level
2,920	**Total – Law & Order**

Health	
$	Item
0	**Total - Health**
Education & Welfare	
$	Item
-1,000	Pre-School – maintenance costs reduced
3,000	Community Development – overtime costs of the Youth Officer
-4,000	Community Development - budget for the Cultural Plan removed
-1,800	Community Development – grant budget reduced
-500	Community Development – training budget reduced
-5,000	Seniors – funding for community bus removed pending full business case
-9,300	**Total – Education & Welfare**
Housing	
$	Item
-2,000	Maintenance of staff housing reduced
-2,000	**Total - Housing**
Community Amenities	
$	Item
-2,600	Waste Collection - cost of recycling service reduced
-10,000	Waste Disposal Recycling Facility fencing works no longer required.
500	Planning – small advertising budget moved from Governance
-2,000	Planning – Sustainability support budget removed
-1,000	Planning – budget for a signage strategy removed
-3,000	Planning – planning fees budget increased to reflect current level of income
-18,100	**Total – Community Amenities**
Recreation & Culture	
$	Item
3,000	Recreation Centre – income reduced to reflect closure of the centre during construction period
-2,000	Library – administrative expenses reduced
1,000	**Total – Recreation & Culture**

Transport	
$	**Item**
-914,000	Construction – construction costs reduced as Mowen Road nears completion
1,100,000	Construction – reduction in Mowen Road capital grant
150,000	Maintenance – reduction in Mowen Road supervision fee
2,000	Maintenance – reduced income from sale of materials and construction of crossovers to reflect actual activity levels
-2,444	Depot – maintenance costs reduced
335,556	**Total - Transport**
Economic Services	
$	**Item**
-350	Tourism – support for the Quit Forest Rally removed
-3,000	Tourism – reduction in promotions budget
-1,500	Tourism – economic development plan budget reduced
-25,000	Tourism – contract for visitor services not being renewed in 2014/15
-2,500	Tourism – reduced contribution to amphitheatre shell replacement
-3,979	Caravan Park – initial half year saving from the letting of the park
100,000	Caravan Park – upgrade costs funded by Main Street reserve
7,000	Building Control – reduced income to reflect current level of activity
70,671	**Total – Economic Services**
Other Property & Services	
$	**Item**
-38,247	Works Overheads - reduced superannuation costs due to reduced casual employment on Mowen Road
217,295	Works Overheads - reduction in overheads charged against capital grants
700	Plant Overheads – additional maintenance costs to reflect current activity levels
20,000	Plant Overheads – increased fuel costs to reflect anticipated activity levels
222,235	Plant Overheads - reduction in overheads charged against capital grants
421,983	**Total – Other Property & Services**
156,485	**Total – All Services**
718	Increased leave accruals (non cash)
-150,000	Contribution to the Rates Equalisation Reserve has been removed.
-150,000	Reduced contribution to the Plant Reserve
-100,000	Reserve contribution to caravan park upgrade
-242,797	**Change in Operational Costs**

Attachment 3

RESERVES

Reserve	Opening Balance 1/7/13 $	Net Cont. To/(from) 2013/14 $	Interest Earned 2013/14 $	Closing Balance 30/6/14 $	Net Cont. To/(from) 2014/15 $	Interest Earned 2014/15 $	Closing Balance 30/6/15 $
Long Service Leave Reserve	139,086	25,000	2,400	166,486	25,000	2,400	193,886
Office Equipment Reserve	34,037	5,400	100	39,537	15,000	100	54,637
Asset Management Reserve	110,000	106,000	2,500	218,500	180,000	2,500	401,000
Rates Equalisation Reserve	0	150,000	0	150,000	(50,000)	0	100,000
Emergency Management Reserve	50,838	0	500	51,338	0	500	51,838
Aged Housing Reserve	20,334	0	200	20,534	0	200	20,734
Refuse Site Rehabilitation Reserve	20,167	10,000	200	30,367	10,000	200	40,567
Recreation Centre Reserve	784,181	0	10,000	794,181	0	10,000	804,181
Plant Reserve	490,470	(5,000)	1,300	486,770	(180,000)	1,300	308,070
Gravel Pit Reserve	0	0	180	180	20,000	180	20,360
Main Street Upgrade Reserve	281,329	0	4,500	285,829	(100,000)	4,500	190,329
Total	**1,930,442**	**291,400**	**21,880**	**2,243,722**	**(80,000)**	**21,880**	**2,185,602**

Notes:

Long Service Leave Reserve: An accounting requirement to fund long service leave accumulated by employees.

Office Equipment Reserve: To be used to ensure that the equipment required for Shire administration and the supporting computer system is maintained.

Asset Management Reserve: To provide funding for works to Shire buildings as determined by the Asset Management Plan.

Rates Equalisation Reserve: To provide support to the 2015/16 budget to minimise the impact of the loss of capital grants on the completion of Mowen Road.

Emergency Management Reserve: To provide funding for costs of dealing with local emergencies, where those costs cannot be recovered from another party.

Aged Housing Reserve: to be used to facilitate the development of Aged Housing.

Refuse Site Rehabilitation Reserve: To provide funding for the rehabilitation of the refuse disposal site once it reaches the end of its useful life.

Recreation Centre reserve: To be used for the construction of the new recreation centre.

Plant Reserve: Used for the purchase of major plant.

Gravel Pit Reserve: to be used for the rehabilitation of the gravel pit at the end of its useful life.

Main Street Upgrade Reserve: To be used to support the project to upgrade the main street of Nannup.

Attachment 4

PRIORITIES FOR 2014/15

GOVERNANCE	
$	Comment
4,250	Bridle Trail contribution as agreed with the Warren Blackwood Alliance of Councils
-7,700	Reduced allowances for Councillors
9,700	Cost of insuring priority bridges
6,250	**Total**
EDUCATION & WELFARE	
$	Comment
1,000	Event logistic support
1,000	**Total**
COMMUNITY AMENITIES	
$	Comment
-20,750	Additional income to be raised through the Waste Avoidance and Resource Recovery Act. Details are provided in the Fees and Charges report on today's agenda
5,000	Additional resources to cover the increased demand for planning work.
1,500	Budget to allow additional training for planning staff. This is required to allow the new structure to operate effectively.
8,500	Additional resources to carry out the review of the Local Planning Scheme.
10,000	This comprises $30,000 in expenditure supported by $20,000 in grant support to carry out an options appraisal for the Quannup Lease site.
4,250	**Total**
RECREATION & CULTURE	
$	Comment
5,000	Funding to allow the Recreation Centre floors to be upgraded
5,000	**Total**

TRANSPORT	
$	Comment
12,000	Increased contribution to the Gravel Pit Rehabilitation Reserve
800	Increased budget for street sweeping
12,800	**Total**
ECONOMIC SERVICES	
$	Comment
2,000	Additional funding for events such as the Movies by Moonlight to continue
-2,000	Reduced budget for Tourism Promotion
-4,790	Savings arising from reduced maintenance and leasing the caravan park from 1 January 2015
1,000	Funding to cover increased building inspection work
(3,790)	**Total**
25,510	**Total – All Services**
(50,000)	Contribution from the Rate Equalisation Reserve to support the 2014/15 budget
12,000	Increased contribution to gravel pit reserve
(6,000)	Reduced loss on the sale of assets
(18,490)	

AGENDA NUMBER:	12.6
SUBJECT:	Rate in the Dollar 2014/15
LOCATION/ADDRESS:	Nannup
NAME OF APPLICANT:	Shire of Nannup
FILE REFERENCE:	FNC 3
AUTHOR:	Vic Smith – Manager Corporate Services
REPORTING OFFICER:	Vic Smith – Manager Corporate Services
DISCLOSURE OF INTEREST:	Nil
DATE OF REPORT	15 May 2014

Attachment 1: Chart Showing Rate Increases – All Properties
Attachment 2: Chart Showing Rate Increases – UV Properties
Attachment 3: Chart Showing Rate Increases – GRV Properties

BACKGROUND:

Section 6.32 of the Local Government Act 1995 requires that:

When adopting the annual budget, a local government —

(a) in order to make up the budget deficiency, is to impose a general rate on rateable land within its district, which rate may be imposed either —

(i) uniformly; or

(ii) differentially;

(b) may impose on rateable land within its district —

(i) a specified area rate; or

(ii) a minimum payment; and

(c) may impose a service charge on land within its district.

A minimum rate can only be imposed in conjunction with a general rate and if the minimum rate is more than $200 it cannot be imposed on more than 50% of rated properties. This limit applies separately to those properties classed as Gross Rental Value (GRV) or Unimproved Value (UV).

The draft budget is included elsewhere on today's agenda. The proposed budget requires a sum of $1,364,969 to be raised from rates, giving an average increase of 5.16%. If Council changes the total required yield from rates as a result of the adoption of the 2014/15 budget, then the recommendation in this report will need to be amended in line with that resolution. The meeting will need to be adjourned for this work to be completed or the item resubmitted to the June meeting of Council.

Council need to determine the rate in the dollar to be applied to the different categories of rates so as to raise the budgeted rate income.

COMMENT:

Council's rating model for 2013/14 was:

	RATE IN THE $	MINIMUM RATE	BUDGETED YIELD
GRV	0.089077	$709	$678,774
UV	0.003672	$929	$619,258
			$1,298,032

Actual rate income for 2013/14 is expected to be $1,295,374.

Principles for Rate Modelling

The rating methodology to be followed is set out in Council resolution 8946 from the meeting of 18 April 2013.

This states:

In preparing rate models for Council consideration officers should:

1. *adopt the principle that future rate increases should be at or above CPI and more closely linked to the LGCI (Local Government Cost Index) given that the latter has more relevance to local governments' costs; and*
2. *the current balance of payment between UV and GRV properties be maintained; and*
3. *the rate in the dollar for UV and GRV properties be adjusted up or down, as the case may be, to compensate for general increases or reductions in rateable values for each class of property before applying new rate models.*

Changes in 2013/14

Valuations of properties occur throughout the year as a result of land amalgamation, sub-divisions, new building etc. These changes affect the rate base and change the rate yield. Prior to the general revaluation undertaken by the Valuer General changes to the rate base had the following effect on the projected rate yield:

	Rate in the Dollar	Minimum Rate	Yield	Minimums
GRV	0.089077	$709	$673,076	48.46%
UV	0.003672	$929	$618,354	49.34%
			$1,291,430	

As a result of changes during the year the rate yield has decreased by $6,602. To compensate for this the rate in the dollar for all classes would need to increase. The rate in the dollar for GRV properties would increase by 0.75% and for UV properties by 0.76%. This results in the following rate model:

	Rate in the Dollar	Minimum Rate	Yield	Minimums
GRV	0.089748	$709	$676,293	48.32%
UV	0.003700	$929	$621,738	49.34%
			$1,298,031	

Revaluation

All UV properties undergo an annual revaluation and as a result of this year's revaluation, valuations fell by an average of 4.3% and were reasonably evenly distributed.

The revaluation changes would have the following impact on the rate yield if the rate in the dollar and minimum rates remained unchanged.

	Rate in the Dollar	Minimum Rate	Yield	Minimums
GRV	0.089748	$709	$676,293	48.32%
UV	0.003700	$929	$601,766	52.74%
			$1,278,059	

Overall the rate yield has decreased by $19,972 as a result of the fall in the value of UV properties. The fall in UV valuations results in more UV properties falling into the minimum rate category. Properties on the UV minimum will not benefit from the fall in valuations; it simply results in more properties being on the minimum rate. This is because the fall in the valuation will take the bill for some properties from above the minimum to below the minimum. To restore the yield and bring the number of UV properties back below 50% the UV rate in the dollar would need to increase to 0.003903 (+6.29%).

Resetting the Rate Base

Council's rating methodology requires the rate in the dollar for UV and GRV properties to be increased or reduced, as the case may be, to compensate for general increases or reductions in rateable values for each class of property before applying new rate models. This means that the rate in the dollar (not the rate bill) for UV properties would need to increase by 5.53% to generate the same rate yield as set in the 2013/14 budget.

The impact of this adjustment is shown in the table below.

	Rate in the Dollar	Minimum Rate	Yield	Minimums
GRV	0.089748	$709	$676,293	48.32%
UV	0.003875	$929	$621,771	48.56%
			$1,298,064	

Proposed Rates

The final stage of the process is to apply changes to the base as reset in the previous step to generate the rate yield required by the proposed budget without changing the balance between UV and GRV properties.

The first stage is to apply the average increase (i.e. 5.16%) to the properties on the minimum rate. This would establish the following minimums:

	Minimum Rate	Increase
GRV	$746	5.22%
UV	$977	5.17%

The GRV minimum rate is slightly higher than 5.16% to keep the charge as a whole dollar amount. The GRV rate in the dollar is also increased by 5.16% to produce a new rate in the dollar of 0.094789. However, this has to be reduced to compensate for the GRV minimum being higher than 5.16% and is set at 0.09433.

The rebased rate in the dollar for UV properties as shown above is 0.003875. Increasing this by 5.16% gives a rate in the dollar of 0.004075.

This produces the following proposed rate model:

	Rate in the Dollar	Minimum Rate	Yield	Minimums
GRV	0.094330	$746	$711,099	48.46%
UV	0.004075	$977	$653,872	48.56%
			$1,364,971	

The impact of these proposals on rate bills has been modelled and is shown graphically in Attachments 1-3.

Waste Avoidance and Resource Recovery Act

At its meeting on 24 April 2014 Council resolved to replace the current tip pass with a levy raised under S66 of the *Waste Avoidance and Resource Recovery Act 2007 (WARR Act).*

The Department of Local Government has advised that by applying a rate in the dollar at such a level that all properties only reach the minimum rate set it would have the effect of introducing a set charge for all properties. Therefore a low rate in the dollar coupled with a minimum rate of $28 is proposed that would effectively introduce a set charge applicable to all properties.

For all tip users who do not reside within the Shire of Nannup the option to purchase an out of town tip pass would still apply for their domestic waste disposal.

Conclusion

Whilst every effort has been made to minimise the variation in increases in rate bills this is constrained by the valuation adjustments imposed by the Valuer General. Rate increases for the majority of UV properties can be contained within a fairly narrow range of between 5% and 8.8%; only 4 UV properties have increases in excess of 9%.

Alternative Proposals

Councillors are free to propose alternative rates in the dollar. Any proposals will need to comply with the statutory requirements as set out in the Local Government Act 1995 regarding the proportions of properties subject to the minimum rate. Councillors are encouraged to contact the Manager Corporate Services to check that any individual proposals are compliant with these requirements. In the event that any unverified proposals are tabled at the meeting the Shire President will adjourn the meeting to allow the proposals to be examined for statutory compliance.

Any proposals that do not generate sufficient rates to fund the budget would require the adopted budget to be amended.

STATUTORY ENVIRONMENT:

Local Government Act 1995 Section 6.32.

POLICY IMPLICATIONS: None.

FINANCIAL IMPLICATIONS:

The resolution on the rate in the dollar is required to fund the 2014/15 budget.

STRATEGIC IMPLICATIONS: None.

VOTING REQUIREMENTS:

Absolute Majority

RECOMMENDATION:

1. That Council agree to the following rates in the dollar and minimum rates for the 2014/15 financial year:

	Rate in the Dollar	Minimum Rate	Yield	Minimums
GRV	0.094330	$746	$711,099	48.46%
UV	0.004075	$977	$653,872	48.56%
			$1,364,971	

2. That Council set the following rate under S66 of the Waste Avoidance and Resource Recovery Act 2007:

	Rate in the Dollar	Minimum Rate
GRV	0.000275	$28
UV	0.000065	$28

9137 GILBERT/LONGMORE

1. That Council agree to the following rates in the dollar and minimum rates for the 2014/15 financial year:

	Rate in the Dollar	Minimum Rate	Yield	Minimums
GRV	0.094330	$746	$711,099	48.46%
UV	0.004075	$977	$653,872	48.56%
			$1,364,971	

2. That Council set the following rate under S66 of the Waste Avoidance and Resource Recovery Act 2007:

	Rate in the Dollar	Minimum Rate
GRV	0.000275	$28
UV	0.000065	$28

CARRIED 7/0

Attachment 1

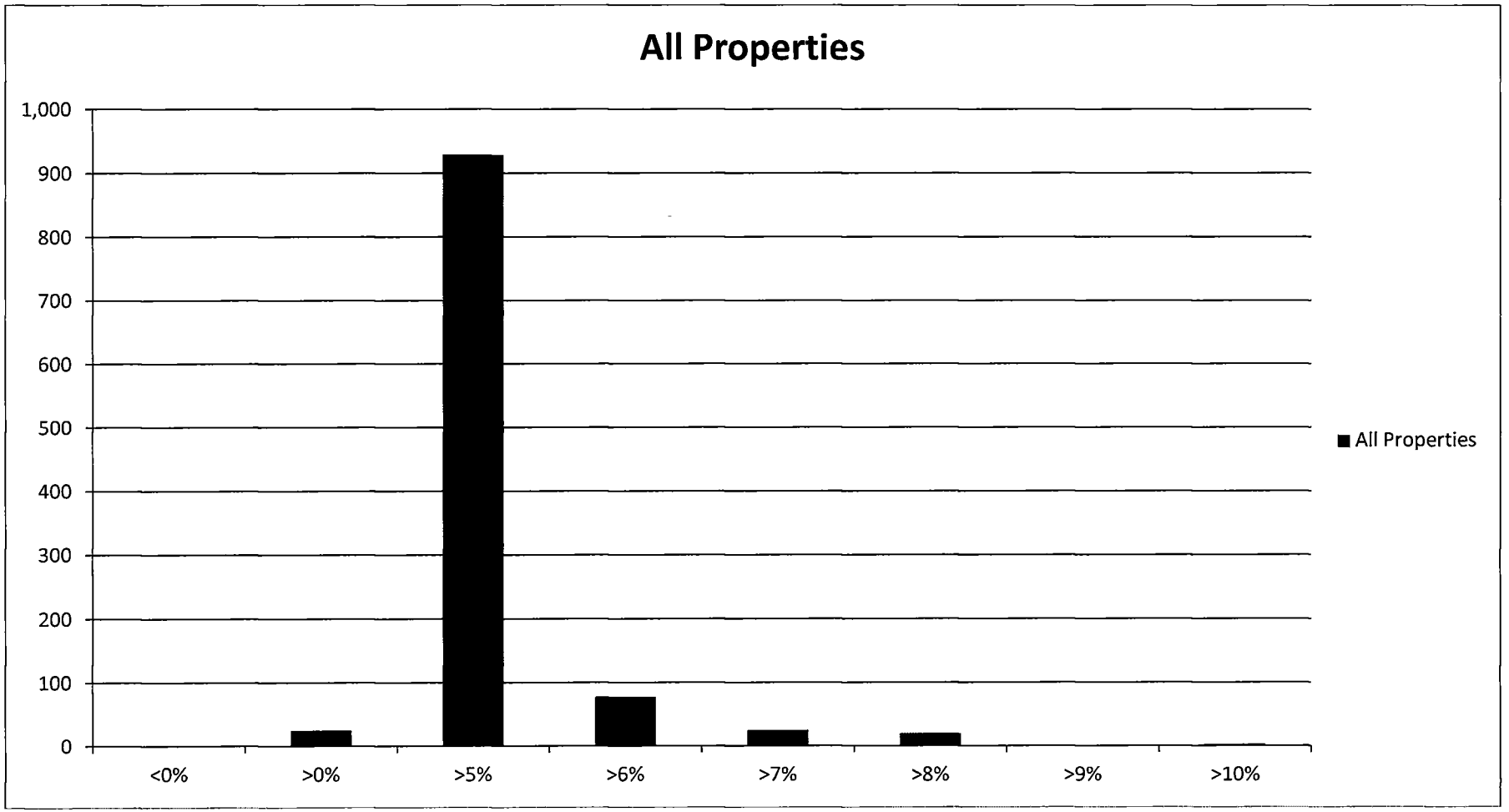

Attachment 2

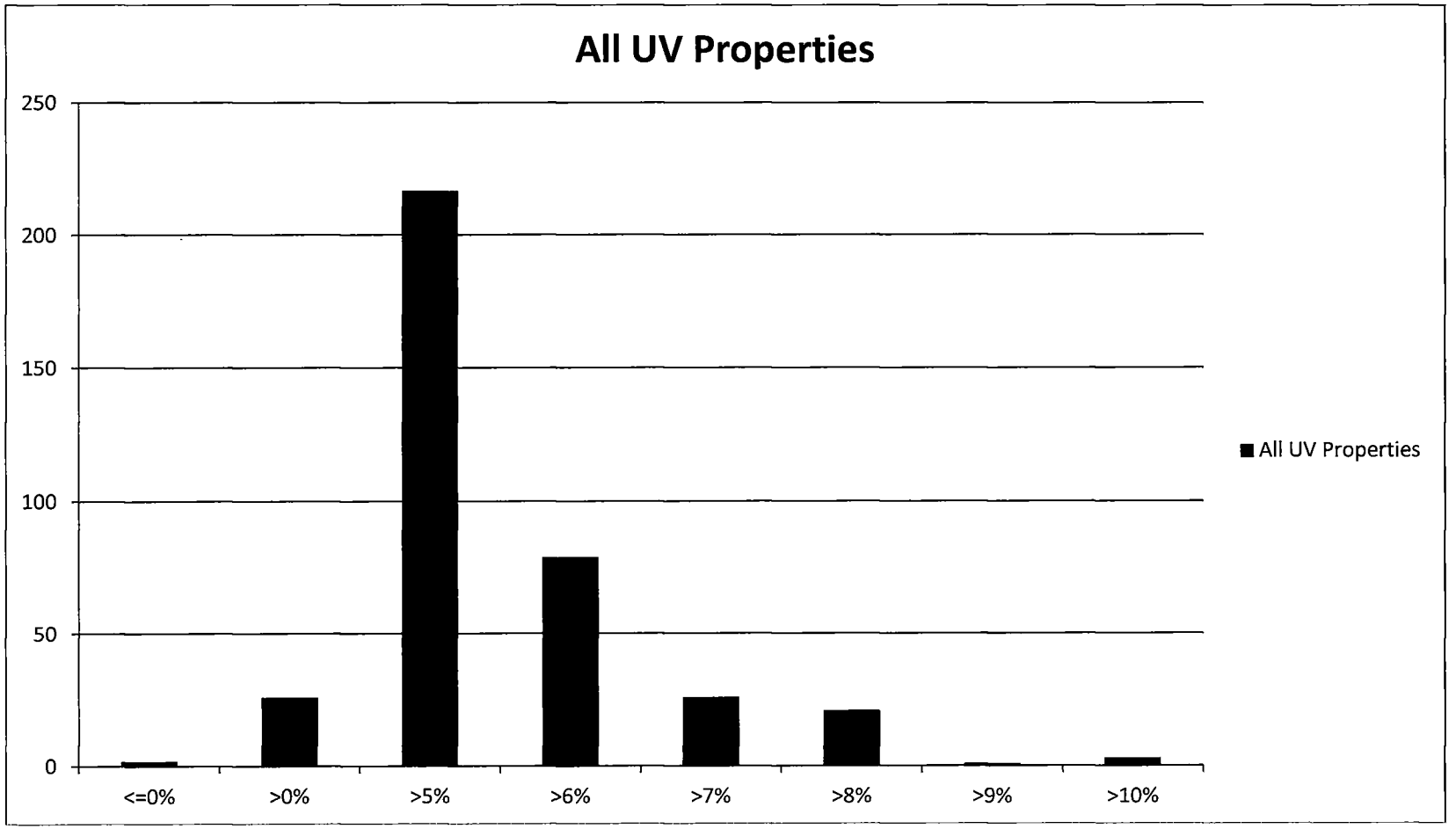

Attachment 3

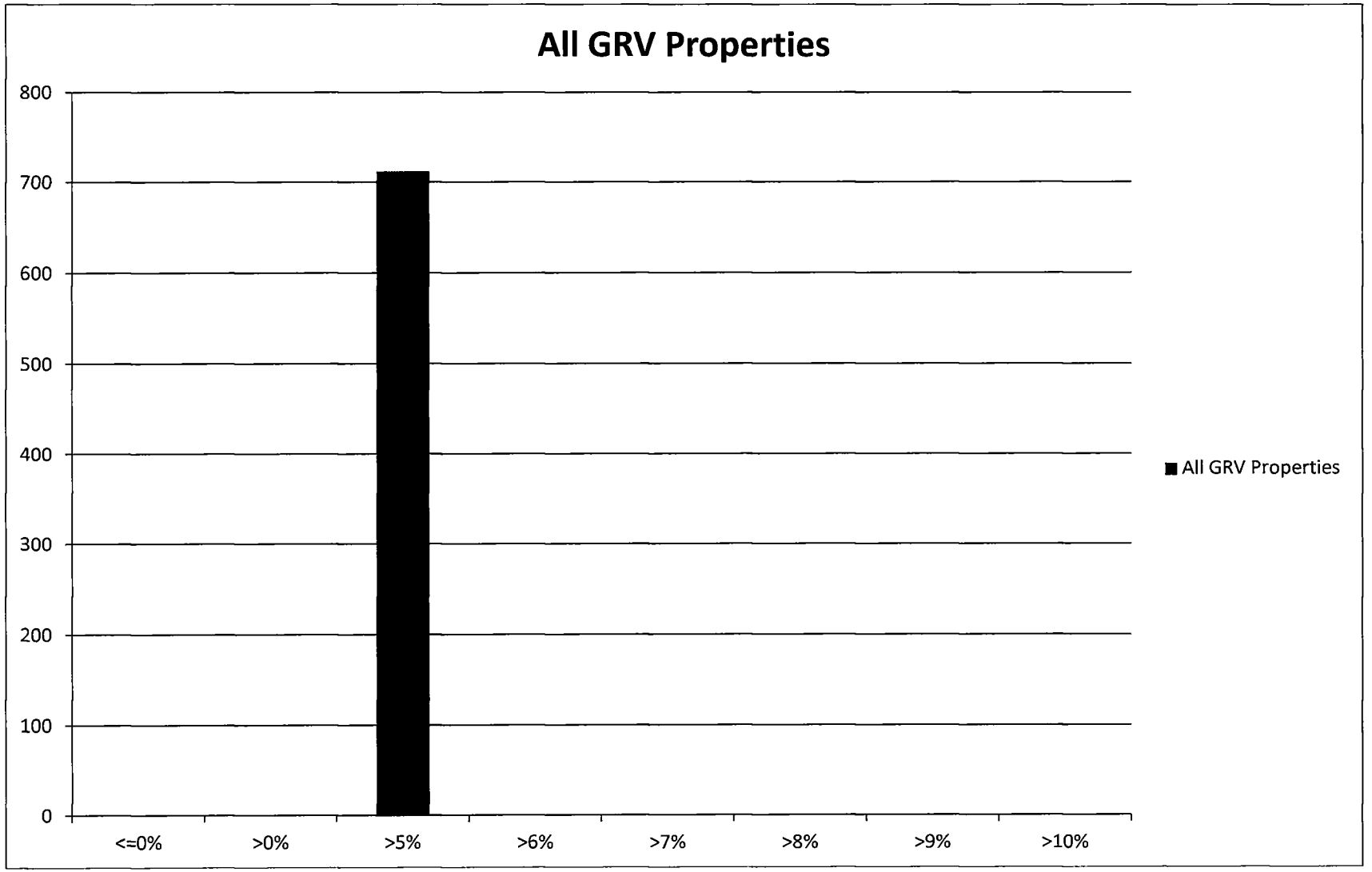

AGENDA NUMBER:	12.7.
SUBJECT:	Budget Monitoring – April 2014
LOCATION/ADDRESS:	Nannup Shire
NAME OF APPLICANT:	N/A
FILE REFERENCE:	FNC 8
AUTHOR:	Tracie Bishop – Corporate Finance Officer
REPORTING OFFICER:	Vic Smith – Manager Corporate Services
DISCLOSURE OF INTEREST:	None
DATE OF REPORT	14 May 2014

Attachment 1: Monthly Financial Statements for the period ending 30 April 2014
Attachment 2: Table Showing Detailed Variances for 2013/14

BACKGROUND:

Local Government (Financial Management) Regulation 34(1) requires that Council report monthly on the financial activity from all the various operating and capital divisions. Council has adopted a variance threshold of 10% or $5,000, whichever is the greater on which to report. The statutory statements are appended at Attachment 1.

Whilst this has resulted in all variances of 10% being identified and reported, it only focuses attention on the performance to the month in question and not the likely outturn at the end of the year.

Monthly reporting draws on the flexibility allowed in the Financial Management Regulations to draw attention to likely under and overspends at the end of the year.

COMMENT:

The gross deficit that is anticipated for the end of this financial year is expected to be $53,079; this is shown in the table below.

	(Surplus)/Deficit $
Gross (surplus)/deficit expected for the year	
Income – under received	$633,062
Expenditure – underspent	-$579,983
Projected deficit at end of the year	**$53,079**

Councillors will note that there has been a significant jump from the end of year position reported last month. As we approach the end of year, the savings that were anticipated in some areas have reduced. As previously reported, there will be savings shown within the Parks and Gardens budget as a combined result of careful planning and spending. However, the actual saving anticipated has now been revised down from $50,000 to $25,000. There are also revisions to the amount of savings shown within the Depot maintenance, and Foreshore Park areas.

As reported last month, the deficit includes a $24,000 rates write-off request that was considered by Council in March. Whilst this has not yet been approved, Officers have taken the prudent step of including this amount in the end of year position and will continue to do so until confirmation is received that this write-off is not required. Other significant variances are detailed in the following paragraphs.

Income for the year is expected to be $633,062 lower than budgeted. The main reason for this is that the Royalties for Regions grants for 2013/14 are not expected to be received following the revisions to the State Government's budget within this financial year. This will have no net effect on the council's budget since these grants had been allocated to specific projects; the spending on these projects will be reduced to compensate for the loss of grant.

Income in Education and Welfare is approximately $45,000 higher than budgeted due to the receipt of grants to develop a heritage trail, a bridle trail from Nannup to the South Coast and for the Town Hall Centenary celebrations; this will be matched by expenditure and will not therefore result in a budget variation.

Department of Transport licensing commission is expected to be approximately $20,000 higher than budgeted. This increase in income will be used to fund the Scott River Growers Group expenditure of $15,000 approved by Council in August 2013 and to offset capital expenditure of $5,800 at the caravan park.

There is also a significant income variation in the anticipated income from planning fees. This has been increased to $6,000 to reflect the actual income to date already exceeding the 2013/14 budget.

As reported previously, savings within parks and gardens and the depot will be used to offset the repairs to council vehicles, which are expected to be $30,000 overspent at the end of the year. Within the August 2013 report it was noted that the vehicle overspend is due to a major repair to a grader that was initially hoped could be substantially recouped from the supplier. It is also noted that fuel expenditure is anticipated to exceed the budget by approximately $20,000.

Within the income variances showing, Private Works will exceed budget expectations. At this stage it is anticipated that there will be a gross surplus of $73,000 in this area. Once expenses have been accounted for there will be a net surplus of $47,264. As noted last month, this surplus will be transferred to the

Plant Reserve as per policy WRK 12; therefore this additional income will have no overall effect on our end of year position.

The income and expenditure of the caravan park is continuing to being monitored and income appears to be tracking consistent with budgetary expectations. Current expectations should see it reach the budgeted figure of $140,000. In terms of expenditure, there is still the need to monitor this closely, this is largely due to the lack of historic data which has meant that calculated estimates where used as opposed to real data. To date this area is trending with higher than expected expenses within the utilities and maintenance areas. At this point it is anticipated that the overall expenses within this area will exceed the budget by $20,000. This is a $2,000 increase on the previously reported figure.

Areas that are now showing deficits within their budgets that have not been reported previously include the Health portfolio with an overspend anticipated of approximately $5,000 and staff training with an overspend of approximately $2,500 expected. These are in addition to the previously reported areas including the Recreation Centre maintenance and Planning administration.

Works within all of the above areas will be reduced to decrease this overspend as much as practicable from this point forward.

Please refer to attachments for detailed breakdowns within these areas.

All capital expenditure items are currently within allocated budgets.

Officers will continue to monitor spending and adjust where possible to eliminate any overspends currently projected.

Attachment 2 provides a detailed breakdown of income and expenditure incurred to 30 April 2014 and the associated annual budgets. The first two columns show the budget and the income or expenditure to date against each account code. The two columns on the right show the budget remaining for the year and the anticipated income or expenditure at the year end.

The variances shown in the statutory statements at Attachment 1 that are not commented on above result from income and expenditure not being in accordance with the profile adopted for the budgets and are therefore due to timing differences.

As previously reported, any deficit will be offset by the uncommitted surplus carried forward from the 2012/13 financial year.

STATUTORY ENVIRONMENT:
Local Government (Financial Management) Regulation 34(1)(a).

POLICY IMPLICATIONS: None.

FINANCIAL IMPLICATIONS: In accordance with Council Resolution 9095 surpluses or deficits arising at the end of the year will be transferred to/from the Rate Equalisation Reserve.

STRATEGIC IMPLICATIONS: None.

VOTING REQUIREMENTS: Simple Majority

RECOMMENDATION:

It is recommended that the Monthly Financial Statements for the period ending 30 April 2014 be received.

9138 MELLEMA/LONGMORE

It is recommended that the Monthly Financial Statements for the period ending 30 April 2014 be received.

CARRIED 7/0

SHIRE OF NANNUP

STATEMENT OF FINANCIAL ACTIVITY

FOR THE PERIOD 1 JULY 2013 TO 30 APRIL 2014

Operating	2013/14 Y-T-D Actual $	2013/14 Y-T-D Budget $	2013/14 Budget $	Variances Y-T-D Budget to Actual %
Revenues/Sources				
Governance	0	833	1,000	100%
General Purpose Funding	603,149	1,237,331	1,484,797	51%
Law, Order, Public Safety	258,157	245,250	294,300	(5%)
Health	2,378	3,000	3,600	21%
Education and Welfare	49,456	10,300	12,360	(380%)
Housing	16,412	16,163	19,396	(2%)
Community Amenities	117,931	97,163	116,596	(21%)
Recreation and Culture	32,270	21,308	25,570	(51%)
Transport	3,146,657	2,825,748	3,390,897	(11%)
Economic Services	134,438	132,500	159,000	(1%)
Other Property and Services	96,358	22,412	26,894	(330%)
	4,457,206	4,612,008	5,534,410	(3%)
(Expenses)/(Applications)				
Governance	(255,667)	(252,743)	(303,291)	1%
General Purpose Funding	(115,654)	(666,270)	(799,524)	(83%)
Law, Order, Public Safety	(277,007)	(351,044)	(421,253)	(21%)
Health	(44,852)	(43,399)	(52,079)	3%
Education and Welfare	(185,272)	(200,081)	(240,097)	(7%)
Housing	(19,988)	(30,393)	(36,472)	(34%)
Community Amenities	(308,387)	(356,674)	(428,009)	(14%)
Recreation & Culture	(283,313)	(375,055)	(450,066)	(24%)
Transport	(689,988)	(2,097,591)	(2,517,109)	(67%)
Economic Services	(273,592)	(268,250)	(321,900)	2%
Other Property and Services	25,931	(18,421)	(22,105)	(241%)
	(2,427,789)	(4,659,921)	(5,591,905)	(48%)
Adjustments for Non-Cash (Revenue) and Expenditure				
(Profit)/Loss on Asset Disposals	(25,015)	35,167	42,200	(171%)
Depreciation on Assets	0	1,607,815	1,929,378	(100%)
Capital Revenue and (Expenditure)				
Purchase Land and Buildings	(320,383)	(330,481)	(396,577)	(3%)
Purchase Infrastructure Assets	(2,966,012)	(3,953,988)	(4,744,785)	(25%)
Purchase Plant and Equipment	(485,133)	(395,833)	(475,000)	23%
Purchase Furniture and Equipment	0	(8,000)	(9,600)	(100%)
Proceeds from Disposal of Assets	25,015	147,500	177,000	(83%)
Repayment of Debentures	(30,764)	(57,286)	(68,743)	(46%)
Proceeds from New Debentures	(5,287)	0	0	0%
Leave Provisions	1,769	162,943	195,531	(99%)
Accruals	0	6,905	8,286	(100%)
Self Supporting Loan Principal Income	8,524	10,763	12,915	(21%)
Transfers (to)/from Reserves	0	(322,733)	(387,280)	(100%)
ADD Net Current Assets July 1 B/Fwd	2,368,085	2,476,138	2,476,138	
LESS Net Current Assets Year to Date	1,898,248	629,028	0	
Amount Raised from Rates	(1,298,032)	(1,298,032)	(1,298,032)	

SHIRE OF NANNUP

STATEMENT OF FINANCIAL ACTIVITY

FOR THE PERIOD 1 JULY 2012 TO 30 APRIL 2014

	2012/13 Actual $	Brought Forward 01-July-2013 $
NET CURRENT ASSETS		
Composition of Estimated Net Current Asset Position		
CURRENT ASSETS		
Cash - Unrestricted	963,463	2,589,881
Cash - Restricted	65,115	43,591
Cash - Reserves	1,965,097	1,930,442
Receivables	1,070,076	493,244
Inventories	0	0
	4,063,750	5,057,158
LESS: CURRENT LIABILITIES		
Payables and Provisions	(135,291)	(715,040)
	3,928,459	4,342,118
Less: Cash - Reserves - Restricted	(2,030,212)	(1,974,033)
NET CURRENT ASSET POSITION	1,898,247	2,368,085

Summary

	Apr-14	
	Year End Anticipated Postion	**Year To Date Position**
	(Surplus)/Deficit	
	$	**$**
Income	633,062	(2,437,370)
Expenditure	(579,983)	4,545,224
Total Overspend/(Underspend) Anticipated	53,079	2,107,854

Attachment 2

OPERATING EXPENSES TO 30 APRIL 2014

Governance Expenditure

Budget	Actual		Explanation	(Under Expended)/Over Expended Current	Year End
$	$			$	$
2,500	1,180	Election Expenses	No year end variance anticipated	(1,320)	1,200
0	2,800	Strategic Planning	Late payment for strategic plan summaries	2,800	2,800
15,450	11,307	Refreshments	No year end variance anticipated	(4,143)	15,450
37,650	59,786	Donations/contributions	Additional grant for Scott River Growers Group & Lotterywest Bridle Trail Grant	22,136	71,786
34,800	24,043	Councillor allowances	No year end variance anticipated	(10,757)	34,800
20,818	15,962	Subscriptions	Timing Issues. No year end variance anticipated	(4,856)	20,818
8,500	3,864	Conference Expenses	No year end variance anticipated	(4,636)	8,500
9,747	11,322	Insurance	Change in insurance allocation. Insurance overall on budget	1,575	9,055
0	0	CEO performance review		0	0
5,500	5,583	Bank Charges	No year end variance anticipated	83	6,000
10,800	8,620	Audit Fees	No year end variance anticipated	(2,180)	10,800
2,500	734	Legal Expenses	No year end variance anticipated	(1,766)	2,500
1,000	664	Gratuities	No year end variance anticipated	(336)	1,000
0	0	Members consumables		0	0
1,500	0	Blackwood Valley Trails	No year end variance anticipated	(1,500)	1,500
150,765	**145,865**			(4,900)	186,209

General Adminstration

Budget	Actual		Explanation	Current	Year End
$	$			$	$
36,533	0	Annual Leave expense	No year end variance anticipated	(36,533)	36,533
409,357	332,199	Admin Salaries	No year end variance anticipated	(77,158)	409,357
43,041	33,849	Superannuation	No year end variance anticipated	(9,192)	43,041
2,161	18,770	Insurance	Changes to insurance allocation. Insurance overall on budget	16,609	18,762
2,000	1,859	Minor furniture & equip	No year end variance anticipated	(141)	2,000
44,756	24,992	Building & Gardens maintenance	No year end variance anticipated	(19,764)	44,756
38,530	47,489	Computer maintenance	Higher than expected maintenance requirements for this financial year. Any excess will be netted off by Office Equipment Expense Account.	8,959	43,500
19,000	14,684	Printing & Stationery	No year end variance anticipated	(4,316)	19,000
12,750	11,588	Telephone Expenses	Slight increase in usage anticipated	(1,162)	14,750
3,000	3,718	Office Equipment Maintenance	Hardware purchases unexpected	718	3,800
4,300	4,700	Postage	Costs associated with rates mailouts higher than anticipated.	400	5,800
9,000	6,660	Vehicle & Travel	No year end variance anticipated	(2,340)	9,000
5,000	4,892	Advertising	No year end variance anticipated	(108)	5,000
12,500	14,221	Staff training expenses	Training exceeded expectations	1,721	15,000
500	250	Sundry expenses	No year end variance anticipated	(250)	500
0	0	Uniforms	No year end variance anticipated	0	0
12,319	1,769	Long Service Leave	No year end variance anticipated	(10,550)	12,319
19,000	19,731	Fringe Benefits Tax	slight variance	731	19,731
0	278	Recruitment Expenses	Expenditure paid for from salary savings	278	0
0	0	Depreciation - Furniture	No year end variance anticipated	0	0
21,299	0	Depreciation - Plant & Equipment	No year end variance anticipated	(21,299)	29,761

Budget	Actual		Explanation		Current	Year End
695,046	**541,649**				(153,397)	732,610
			General Purpose Revenue			
$	$				$	$
5,000	(4,491)	Rates Legal expenses	No year end variance anticipated		(9,491)	5,000
13,200	1,679	Rating Valuation Expenses	No year end variance anticipated		(11,521)	8,200
100	24,161	Write offs - rates	No year end variance anticipated		24,061	24,061
22,938	21,089	DOT Licensing Expenses	No year end variance anticipated		(1,849)	22,938
670,428	0	Royalties for Regions Expenditure	Expenditure reduced due to non-receipt 12/13 & 13/14 grant		(670,428)	0
711,666	**42,438**				(669,228)	60,199
			Law & Public Order			
$	$				$	$
10,000	5,426	DFES - Vehicle maint	No year end variance anticipated		(4,574)	10,000
11,398	5,105	CESO - Vehicle	No year end variance anticipated		(6,293)	11,398
34,895	30,301	DFES - Insurance	Change in insurance allocation. Insurance overall on budget		(4,594)	30,301
10,113	3,852	Maintenance of Strategic Firebreaks	No year end variance anticipated		(6,261)	10,113
0	0	DFES - minor equipment	No year end variance anticipated		0	0
35,643	14,517	Firebreak Inspections	No year end variance anticipated		(21,126)	35,643
74,605	70,467	CESO - Salary costs	No year end variance anticipated		(4,138)	74,605
5,595	0	CESO - Annual Leave	No year end variance anticipated		(5,595)	5,595
500	3	CESO - Uniforms	No year end variance anticipated		(497)	500
1,200	2,199	CESO - Training	No year end variance anticipated		999	1,200
1,000	3,941	DFES - Maint of equipment	No year end variance anticipated		2,941	1,000
4,000	1,753	Animal Control	No year end variance anticipated		(2,247)	4,000
10,000	5,426	Firebreak maintenance	No year end variance anticipated		(4,574)	10,000
4,000	0	DFES - Maint of land & buildings	No year end variance anticipated		(4,000)	4,000
1,000	0	DFES - Clothing & accessories	No year end variance anticipated		(1,000)	1,000
1,500	1,462	DFES - Utilities	No year end variance anticipated		(38)	1,500
10,000	4,517	DFES - Other goods & services	No year end variance anticipated		(5,483)	10,000
0	2,887	SES - Utilities	Expenditure on Other Goods & Services reduced - no impact expected		2,887	2,703
1,026	1,638	SES - Insurance	Change in insurance allocation. Insurance overall on budget		612	1,638
0	471	SES - Minor plant	Expenditure on Other Goods & Services reduced - no impact expected		471	109
0	290	SES - Maint of plant & equipment	Expenditure on Other Goods & Services reduced - no impact expected		290	290
1,000	1,680	Emergency response	Response to bush fires		680	1,680
0	0	SES - Maintenance of vehicles			0	0
0	856	SES - Maint of land & buildings	Expenditure on Other Goods & Services reduced - no impact expected		856	856
0	0	SES - Clothing & accessories			0	0
7,974	4,316	SES - Other goods & services	Reduced - Reallocated to utilities and insurance		(3,658)	4,016
0	19,000	Sentinel Alarm			19,000	0
61,584	0	Depreciation	No year end variance anticipated		(61,584)	116,779
287,033	**180,105**				(106,928)	338,926
			Health			

Budget	Actual		Explanation		Current	Year End
$	$				$	$
176	95	Insurance	Change in insurance allocation. Insurance overall on budget		(81)	95
595	0	Health - annual leave	No year end variance anticipated		(595)	595
36,662	33,842	Health costs	Health expenses higher than anticipated		(2,820)	42,000
200	0	Long Service Leave	No year end variance anticipated		(200)	200
700	578	Superannuation	No year end variance anticipated		(122)	700
2,000	889	Admin Expenses	No year end variance anticipated		(1,111)	2,000
40,333	**35,404**				(4,929)	45,590
			Education & Welfare			
$	$				$	$
9,824	3,010	Pre School maintenance	Slight variance - maintenance less than anticipated		(6,814)	6,500
1,100	8,057	Family Fun day	No year end variance anticipated		6,957	1,100
7,500	14,526	School holiday program	No year end variance anticipated		7,026	7,500
7,100	269	Seniors activities	No year end variance anticipated		(6,831)	7,100
103,775	77,408	Community Development	Additional grant funded spending		(26,368)	129,150
11,891	0	Depreciation	No year end variance anticipated		(11,891)	15,587
141,190	**103,269**				(37,921)	166,937
			Housing			
$	$				$	$
16,104	10,876	Building Maintenance	No year end variance anticipated		(5,228)	16,104
9,039	0	Depreciation	No year end variance anticipated		(9,039)	9,039
25,143	**10,876**				(14,267)	25,143
			Community Amenities			
$	$				$	$
34	0	SSL Accrued interest	No year end variance anticipated		(34)	34
12,915	9,613	SSL Principal	No year end variance anticipated		(3,302)	12,915
34,750	26,564	Collection - domestic waste	No year end variance anticipated		(8,186)	34,750
42,800	28,014	Collection - recycling	No year end variance anticipated		(14,786)	42,800
111,235	72,200	Waste Management Facility	No year end variance anticipated		(39,035)	111,235
19,130	7,844	Street Bin Pick up	No year end variance anticipated		(11,286)	19,130
87,227	84,847	Town Planning Services	Overlap between recruitment to enable staff training variance offset by admin expenses		(2,380)	87,227
11,349	3,163	Admin Expenses	No year end variance anticipated		(8,186)	11,349
601	0	Planning - Long Service Leave	No year end variance anticipated		(601)	601
2,101	1,908	Planning - Superannuation	No year end variance anticipated		(193)	2,101
1,784	0	Planning - Annual Leave	No year end variance anticipated		(1,784)	1,784
0	298	LPS Amend Exp	Small variance anticipated. Bushfire prone area amendment		298	298
11,631	6,936	Cemetery Exp	No year end variance anticipated		(4,695)	11,631
32,936	29,984	Public Conveniences	No year end variance anticipated		(2,952)	32,936
7,161	5,356	SSL Interest	No year end variance anticipated		(1,805)	7,161
3,325	0	Depreciation - waste facility	No year end variance anticipated		(3,325)	3,325
5,720	0	Depreciation - toilets	No year end variance anticipated		(5,720)	8,993
384,699	**276,724**				(107,975)	388,270
			Recreation & Culture			

Budget	Actual		Explanation		Current	Year End
$	$				$	$
9,843	9,137	Town Hall	Expenditure part of Centenary celebrations grant funded		(706)	11,062
15,064	19,953	Rec Centre	Overspend result of cleaning apparatus needing upgrades. Cleaning costs increased with increased facility usage		4,889	22,000
2,773	2,796	Comm Centre	Slight increase due to overall increase in costs		23	3,000
6,713	6,365	Supper Room	No year end variance anticipated		(348)	6,713
1,314	1,743	Old Roads Building	No year end variance anticipated		429	1,314
2,208	2,494	Bowling Club	Change in insurance allocation. Insurance overall on budget		286	2,500
475	492	Cundinup Hall	Change in insurance allocation. Insurance overall on budget		17	492
3,392	2,069	Carlotta Hall	Works carried over from 12/13 funded by carry fwd		(1,323)	3,392
1,387	934	Community House	No year end variance anticipated		(453)	1,387
228,282	122,459	Public Parks	Less work undertaken than initially anticipated		(105,823)	175,000
7,138	5,094	Art Maintenance	No year end variance anticipated		(2,044)	7,138
5,750	5,025	Office Expenses - Library	No year end variance anticipated		(725)	5,750
200	16	Write-Offs - Library	No year end variance anticipated		(184)	200
11,510	9,509	Foreshore Park	Slight variance - maintenance less than anticipated		(2,001)	9,500
0	1,875	Depreciation Community House	No year end variance anticipated		1,875	1,875
10,868	42,441	Depreciation Recreation Centre	No year end variance anticipated		31,573	42,441
39,273	35,758	Depreciation Parks	No year end variance anticipated		(3,515)	35,758
346,190	**268,162**				(78,028)	329,522
			Transport			
$	$				$	$
41,104	23,296	Depot Maintenance	Maintenance costs less than anticipated		(17,808)	28,000
5,000	3,202	Traffic Signs	No year end variance anticipated		(1,798)	5,000
32,294	28,119	Bridge Maintenance	No year end variance anticipated		(4,175)	28,500
5,000	3,167	Crossovers	No year end variance anticipated		(1,833)	5,000
622	0	Loan - accrued interest	No year end variance anticipated		(622)	622
509,512	421,741	Local Road Maintenance	No year end variance anticipated		(87,771)	509,512
75,830	30,911	Road Verge Maintenance	No year end variance anticipated		(44,919)	75,830
24,750	15,991	Street Lighting	No year end variance anticipated		(8,759)	24,750
8,000	4,225	Street Sweeping	No year end variance anticipated		(3,775)	8,000
5,085	7,740	Traffic Counter Maintenance	No year end variance anticipated		2,655	5,085
6,000	1,124	Safety Works	No year end variance anticipated		(4,876)	6,000
6,000	2,926	Equipment replacement	No year end variance anticipated		(3,074)	6,000
9,346	4,196	Loan - Interest	No year end variance anticipated		(5,150)	9,346
55,828	27,527	Loan - Principal	No year end variance anticipated		(28,301)	55,828
20,070	20,000	Gravel Pit	No significant year end variance anticipated		(70)	20,000
4,794	4,794	ROMANS	No year end variance anticipated		0	4,794
1,524,665	1,384,401	Depreciation - Roads	No year end variance anticipated		(140,264)	(1,384,401)
2,333,900	**1,983,360**				(350,540)	(592,134)
			Economic Services			
$	$				$	$
800	1,430	Australia Day	Costs higher than anticipated		630	1,500
14,243	10,265	Functions & Events	No year end variance anticipated		(3,978)	14,243
90,959	72,578	Caravan Park	No year end variance anticipated		(18,381)	90,959
4,000	3,229	Caravan Park admin expenses	No year end variance anticipated		(771)	4,000
14,165	25,229	Caravan park utilities	Water and Gas expenditure above budgetted amounts		11,064	26,000
5,000	2,289	Caravan Park promotion	No year end variance anticipated		(2,711)	5,000

Budget	Actual		Explanation		Current	Year End
21,174	27,603	Caravan Park & Camping	Anticipated overspend		6,429	29,500
45,638	41,293	Caravan park wages	No year end variance anticipated		(4,345)	45,638
25,000	20,452	Visitor Centre services	No year end variance anticipated		(4,548)	25,000
14,000	5,781	Regional Promotion	No year end variance anticipated		(8,219)	14,000
10,000	8,454	Tourism promotion	No year end variance anticipated		(1,546)	10,000
807	0	Building Control - Long Service Leave	No year end variance anticipated		(807)	807
26,828	23,142	Building Control - Salary	No year end variance anticipated		(3,686)	26,828
2,821	2,840	Building Control - Superannuation	No year end variance anticipated		19	2,821
2,394	0	Building Control - Annual Leave	No year end variance anticipated		(2,394)	2,394
2,365	799	Building Control - Expenses	No year end variance anticipated		(1,566)	2,365
12,630	17,910	Depreciation - Caravan Park	No year end variance anticipated		5,280	17,910
292,824	**263,294**				(29,530)	318,965
			Other Property & Services			
$	$				$	$
22,158	45,247	Private Works	No year end variance anticipated		23,089	48,000
10,000	8,397	Training	No year end variance anticipated		(1,603)	10,000
27,708	0	Long Service Leave	No year end variance anticipated		(27,708)	27,708
90,756	58,212	Salaries	No year end variance anticipated		(32,544)	90,756
76,235	0	Annual Leave	No year end variance anticipated		(76,235)	76,235
150,489	104,506	Superannuation	No year end variance anticipated		(45,983)	150,489
0	0	Office expenses	No year end variance anticipated		0	0
28,422	12,187	Sick pay	No year end variance anticipated		(16,235)	28,422
71,294	65,994	Insurances	No year end variance anticipated		(5,300)	65,994
10,000	5,908	Protective Clothing	No year end variance anticipated		(4,092)	10,000
3,500	2,186	Safety Meetings	No year end variance anticipated		(1,314)	3,500
54,305	23,520	Wages - plant	No year end variance anticipated		(30,785)	54,305
28,000	23,601	Tyres & Batteries	No year end variance anticipated		(4,399)	28,000
28,291	21,964	Insurances & Licenses	No year end variance anticipated		(6,327)	28,291
1,000	0	Admin Expenses	No year end variance anticipated		(1,000)	1,000
0	(9,196)	Workers Comp	Will be balanced by expenditure no variance expected		(9,196)	0
200,000	214,316	Fuel & Oil	Slight overspend due to escalating fuel costs		14,316	220,000
4,000	925	Sundry Tools	No year end variance anticipated		(3,075)	4,000
34,949	32,365	Holiday Pay	No year end variance anticipated		(2,584)	34,949
55,000	83,947	Parts & External Work	High cost of grader repair		28,947	85,000
2,000	0	Recruitment Exp	No year end variance anticipated		(2,000)	2,000
219,238	0	Depreciation - Vehicles	No year end variance anticipated		(219,238)	219,238
9,846	0	Depreciation - Depot	No year end variance anticipated		(9,846)	9,846
1,127,191	**694,079**				(433,112)	1,197,733
6,535,980	**4,545,224**	**TOTAL**			**(1,990,756)**	**3,197,970**
			Less Expenditure tied to additional grants			(45,200)
			Less Non Cash Deprecition increases			2,803,227
			Total Expenditure Savings Anticipated for Year			(579,983)

Attachment 2

OPERATING EXPENSES TO 30 APRIL 2014

Governance Expenditure

Budget	Actual		Explanation	(Under Expended)/Over Expended Current	Year End
$	$			$	$
2,500	1,180	Election Expenses	No year end variance anticipated	(1,320)	1,200
0	2,800	Strategic Planning	Late payment for strategic plan summaries	2,800	2,800
15,450	11,307	Refreshments	No year end variance anticipated	(4,143)	15,450
37,650	59,786	Donations/contributions	Additional grant for Scott River Growers Group & Lotterywest Bridle Trail Grant	22,136	71,786
34,800	24,043	Councillor allowances	No year end variance anticipated	(10,757)	34,800
20,818	15,962	Subscriptions	Timing Issues. No year end variance anticipated	(4,856)	20,818
8,500	3,864	Conference Expenses	No year end variance anticipated	(4,636)	8,500
9,747	11,322	Insurance	Change in insurance allocation. Insurance overall on budget	1,575	9,055
0	0	CEO performance review		0	0
5,500	5,583	Bank Charges	No year end variance anticipated	83	6,000
10,800	8,620	Audit Fees	No year end variance anticipated	(2,180)	10,800
2,500	734	Legal Expenses	No year end variance anticipated	(1,766)	2,500
1,000	664	Gratuities	No year end variance anticipated	(336)	1,000
0	0	Members consumables		0	0
1,500	0	Blackwood Valley Trails	No year end variance anticipated	(1,500)	1,500
150,765	**145,865**			(4,900)	186,209

General Adminstration

Budget	Actual		Explanation	Current	Year End
$	$			$	$
36,533	0	Annual Leave expense	No year end variance anticipated	(36,533)	36,533
409,357	332,199	Admin Salaries	No year end variance anticipated	(77,158)	409,357
43,041	33,849	Superannuation	No year end variance anticipated	(9,192)	43,041
2,161	18,770	Insurance	Changes to insurance allocation. Insurance overall on budget	16,609	18,762
2,000	1,859	Minor furniture & equip	No year end variance anticipated	(141)	2,000
44,756	24,992	Building & Gardens maintenance	No year end variance anticipated	(19,764)	44,756
38,530	47,489	Computer maintenance	Higher than expected maintenance requirements for this financial year. Any excess will be netted off by Office Equipment Expense Account.	8,959	43,500
19,000	14,684	Printing & Stationery	No year end variance anticipated	(4,316)	19,000
12,750	11,588	Telephone Expenses	Slight increase in usage anticipated	(1,162)	14,750
3,000	3,718	Office Equipment Maintenance	Hardware purchases unexpected	718	3,800
4,300	4,700	Postage	Costs associated with rates mailouts higher than anticipated.	400	5,800
9,000	6,660	Vehicle & Travel	No year end variance anticipated	(2,340)	9,000
5,000	4,892	Advertising	No year end variance anticipated	(108)	5,000
12,500	14,221	Staff training expenses	Training exceeded expectations	1,721	15,000
500	250	Sundry expenses	No year end variance anticipated	(250)	500
0	0	Uniforms	No year end variance anticipated	0	0
12,319	1,769	Long Service Leave	No year end variance anticipated	(10,550)	12,319
19,000	19,731	Fringe Benefits Tax	slight variance	731	19,731
0	278	Recruitment Expenses	Expenditure paid for from salary savings	278	0
0	0	Depreciation - Furniture	No year end variance anticipated	0	0
21,299	0	Depreciation - Plant & Equipment	No year end variance anticipated	(21,299)	29,761

Budget	Actual		Explanation		Current	Year End
695,046	541,649				(153,397)	732,610
			General Purpose Revenue			
$	$				$	$
5,000	(4,491)	Rates Legal expenses	No year end variance anticipated		(9,491)	5,000
13,200	1,679	Rating Valuation Expenses	No year end variance anticipated		(11,521)	8,200
100	24,161	Write offs - rates	No year end variance anticipated		24,061	24,061
22,938	21,089	DOT Licensing Expenses	No year end variance anticipated		(1,849)	22,938
670,428	0	Royalties for Regions Expenditure	Expenditure reduced due to non-receipt 12/13 & 13/14 grant		(670,428)	0
711,666	42,438				(669,228)	60,199
			Law & Public Order			
$	$				$	$
10,000	5,426	DFES - Vehicle maint	No year end variance anticipated		(4,574)	10,000
11,398	5,105	CESO - Vehicle	No year end variance anticipated		(6,293)	11,398
34,895	30,301	DFES - Insurance	Change in insurance allocation. Insurance overall on budget		(4,594)	30,301
10,113	3,852	Maintenance of Strategic Firebreaks	No year end variance anticipated		(6,261)	10,113
0	0	DFES - minor equipment	No year end variance anticipated		0	0
35,643	14,517	Firebreak Inspections	No year end variance anticipated		(21,126)	35,643
74,605	70,467	CESO - Salary costs	No year end variance anticipated		(4,138)	74,605
5,595	0	CESO - Annual Leave	No year end variance anticipated		(5,595)	5,595
500	3	CESO - Uniforms	No year end variance anticipated		(497)	500
1,200	2,199	CESO - Training	No year end variance anticipated		999	1,200
1,000	3,941	DFES - Maint of equipment	No year end variance anticipated		2,941	1,000
4,000	1,753	Animal Control	No year end variance anticipated		(2,247)	4,000
10,000	5,426	Firebreak maintenance	No year end variance anticipated		(4,574)	10,000
4,000	0	DFES - Maint of land & buildings	No year end variance anticipated		(4,000)	4,000
1,000	0	DFES - Clothing & accessories	No year end variance anticipated		(1,000)	1,000
1,500	1,462	DFES - Utilities	No year end variance anticipated		(38)	1,500
10,000	4,517	DFES - Other goods & services	No year end variance anticipated		(5,483)	10,000
0	2,887	SES - Utilities	Expenditure on Other Goods & Services reduced - no impact expected		2,887	2,703
1,026	1,638	SES - Insurance	Change in insurance allocation. Insurance overall on budget		612	1,638
0	471	SES - Minor plant	Expenditure on Other Goods & Services reduced - no impact expected		471	109
0	290	SES - Maint of plant & equipment	Expenditure on Other Goods & Services reduced - no impact expected		290	290
1,000	1,680	Emergency response	Response to bush fires		680	1,680
0	0	SES - Maintenance of vehicles			0	0
0	856	SES - Maint of land & buildings	Expenditure on Other Goods & Services reduced - no impact expected		856	856
0	0	SES - Clothing & accessories			0	0
7,974	4,316	SES - Other goods & services	Reduced - Reallocated to utilities and insurance		(3,658)	4,016
0	19,000	Sentinel Alarm			19,000	0
61,584	0	Depreciation	No year end variance anticipated		(61,584)	116,779
287,033	180,105				(106,928)	338,926
			Health			

Budget	Actual		Explanation		Current	Year End
$	$				$	$
176	95	Insurance	Change in insurance allocation. Insurance overall on budget		(81)	95
595	0	Health - annual leave	No year end variance anticipated		(595)	595
36,662	33,842	Health costs	Health expenses higher than anticipated		(2,820)	42,000
200	0	Long Service Leave	No year end variance anticipated		(200)	200
700	578	Superannuation	No year end variance anticipated		(122)	700
2,000	889	Admin Expenses	No year end variance anticipated		(1,111)	2,000
40,333	**35,404**				(4,929)	45,590
			Education & Welfare			
$	$				$	$
9,824	3,010	Pre School maintenance	Slight variance - maintenance less than anticipated		(6,814)	6,500
1,100	8,057	Family Fun day	No year end variance anticipated		6,957	1,100
7,500	14,526	School holiday program	No year end variance anticipated		7,026	7,500
7,100	269	Seniors activities	No year end variance anticipated		(6,831)	7,100
103,775	77,408	Community Development	Additional grant funded spending		(26,368)	129,150
11,891	0	Depreciation	No year end variance anticipated		(11,891)	15,587
141,190	**103,269**				(37,921)	166,937
			Housing			
$	$				$	$
16,104	10,876	Building Maintenance	No year end variance anticipated		(5,228)	16,104
9,039	0	Depreciation	No year end variance anticipated		(9,039)	9,039
25,143	**10,876**				(14,267)	25,143
			Community Amenities			
$	$				$	$
34	0	SSL Accrued interest	No year end variance anticipated		(34)	34
12,915	9,613	SSL Principal	No year end variance anticipated		(3,302)	12,915
34,750	26,564	Collection - domestic waste	No year end variance anticipated		(8,186)	34,750
42,800	28,014	Collection - recycling	No year end variance anticipated		(14,786)	42,800
111,235	72,200	Waste Management Facility	No year end variance anticipated		(39,035)	111,235
19,130	7,844	Street Bin Pick up	No year end variance anticipated		(11,286)	19,130
87,227	84,847	Town Planning Services	Overlap between recruitment to enable staff training variance offset by admin expenses		(2,380)	87,227
11,349	3,163	Admin Expenses	No year end variance anticipated		(8,186)	11,349
601	0	Planning - Long Service Leave	No year end variance anticipated		(601)	601
2,101	1,908	Planning - Superannuation	No year end variance anticipated		(193)	2,101
1,784	0	Planning - Annual Leave	No year end variance anticipated		(1,784)	1,784
0	298	LPS Amend Exp	Small variance anticipated. Bushfire prone area amendment		298	298
11,631	6,936	Cemetery Exp	No year end variance anticipated		(4,695)	11,631
32,936	29,984	Public Conveniences	No year end variance anticipated		(2,952)	32,936
7,161	5,356	SSL Interest	No year end variance anticipated		(1,805)	7,161
3,325	0	Depreciation - waste facility	No year end variance anticipated		(3,325)	3,325
5,720	0	Depreciation - toilets	No year end variance anticipated		(5,720)	8,993
384,699	**276,724**				(107,975)	388,270
			Recreation & Culture			

Budget	Actual		Explanation		Current	Year End
$	$				$	$
9,843	9,137	Town Hall	Expenditure part of Centenary celebrations grant funded		(706)	11,062
15,064	19,953	Rec Centre	Overspend result of cleaning apparatus needing upgrades. Cleaning costs increased with increased facility usage		4,889	22,000
2,773	2,796	Comm Centre	Slight increase due to overall increase in costs		23	3,000
6,713	6,365	Supper Room	No year end variance anticipated		(348)	6,713
1,314	1,743	Old Roads Building	No year end variance anticipated		429	1,314
2,208	2,494	Bowling Club	Change in insurance allocation. Insurance overall on budget		286	2,500
475	492	Cundinup Hall	Change in insurance allocation. Insurance overall on budget		17	492
3,392	2,069	Carlotta Hall	Works carried over from 12/13 funded by carry fwd		(1,323)	3,392
1,387	934	Community House	No year end variance anticipated		(453)	1,387
228,282	122,459	Public Parks	Less work undertaken than initially anticipated		(105,823)	175,000
7,138	5,094	Art Maintenance	No year end variance anticipated		(2,044)	7,138
5,750	5,025	Office Expenses - Library	No year end variance anticipated		(725)	5,750
200	16	Write-Offs - Library	No year end variance anticipated		(184)	200
11,510	9,509	Foreshore Park	Slight variance - maintenance less than anticipated		(2,001)	9,500
0	1,875	Depreciation Community House	No year end variance anticipated		1,875	1,875
10,868	42,441	Depreciation Recreation Centre	No year end variance anticipated		31,573	42,441
39,273	35,758	Depreciation Parks	No year end variance anticipated		(3,515)	35,758
346,190	**268,162**				(78,028)	329,522
			Transport			
$	$				$	$
41,104	23,296	Depot Maintenance	Maintenance costs less than anticipated		(17,808)	28,000
5,000	3,202	Traffic Signs	No year end variance anticipated		(1,798)	5,000
32,294	28,119	Bridge Maintenance	No year end variance anticipated		(4,175)	28,500
5,000	3,167	Crossovers	No year end variance anticipated		(1,833)	5,000
622	0	Loan - accrued interest	No year end variance anticipated		(622)	622
509,512	421,741	Local Road Maintenance	No year end variance anticipated		(87,771)	509,512
75,830	30,911	Road Verge Maintenance	No year end variance anticipated		(44,919)	75,830
24,750	15,991	Street Lighting	No year end variance anticipated		(8,759)	24,750
8,000	4,225	Street Sweeping	No year end variance anticipated		(3,775)	8,000
5,085	7,740	Traffic Counter Maintenance	No year end variance anticipated		2,655	5,085
6,000	1,124	Safety Works	No year end variance anticipated		(4,876)	6,000
6,000	2,926	Equipment replacement	No year end variance anticipated		(3,074)	6,000
9,346	4,196	Loan - Interest	No year end variance anticipated		(5,150)	9,346
55,828	27,527	Loan - Principal	No year end variance anticipated		(28,301)	55,828
20,070	20,000	Gravel Pit	No significant year end variance anticipated		(70)	20,000
4,794	4,794	ROMANS	No year end variance anticipated		0	4,794
1,524,665	1,384,401	Depreciation - Roads	No year end variance anticipated		(140,264)	(1,384,401)
2,333,900	**1,983,360**				(350,540)	(592,134)
			Economic Services			
$	$				$	$
800	1,430	Australia Day	Costs higher than anticipated		630	1,500
14,243	10,265	Functions & Events	No year end variance anticipated		(3,978)	14,243
90,959	72,578	Caravan Park	No year end variance anticipated		(18,381)	90,959
4,000	3,229	Caravan Park admin expenses	No year end variance anticipated		(771)	4,000
14,165	25,229	Caravan park utilities	Water and Gas expenditure above budgetted amounts		11,064	26,000
5,000	2,289	Caravan Park promotion	No year end variance anticipated		(2,711)	5,000

Budget	Actual		Explanation		Current	Year End
21,174	27,603	Caravan Park & Camping	Anticipated overspend		6,429	29,500
45,638	41,293	Caravan park wages	No year end variance anticipated		(4,345)	45,638
25,000	20,452	Visitor Centre services	No year end variance anticipated		(4,548)	25,000
14,000	5,781	Regional Promotion	No year end variance anticipated		(8,219)	14,000
10,000	8,454	Tourism promotion	No year end variance anticipated		(1,546)	10,000
807	0	Building Control - Long Service Leave	No year end variance anticipated		(807)	807
26,828	23,142	Building Control - Salary	No year end variance anticipated		(3,686)	26,828
2,821	2,840	Building Control - Superannuation	No year end variance anticipated		19	2,821
2,394	0	Building Control - Annual Leave	No year end variance anticipated		(2,394)	2,394
2,365	799	Building Control - Expenses	No year end variance anticipated		(1,566)	2,365
12,630	17,910	Depreciation - Caravan Park	No year end variance anticipated		5,280	17,910
292,824	**263,294**				(29,530)	318,965
			Other Property & Services			
$	$				$	$
22,158	45,247	Private Works	No year end variance anticipated		23,089	48,000
10,000	8,397	Training	No year end variance anticipated		(1,603)	10,000
27,708	0	Long Service Leave	No year end variance anticipated		(27,708)	27,708
90,756	58,212	Salaries	No year end variance anticipated		(32,544)	90,756
76,235	0	Annual Leave	No year end variance anticipated		(76,235)	76,235
150,489	104,506	Superannuation	No year end variance anticipated		(45,983)	150,489
0	0	Office expenses	No year end variance anticipated		0	0
28,422	12,187	Sick pay	No year end variance anticipated		(16,235)	28,422
71,294	65,994	Insurances	No year end variance anticipated		(5,300)	65,994
10,000	5,908	Protective Clothing	No year end variance anticipated		(4,092)	10,000
3,500	2,186	Safety Meetings	No year end variance anticipated		(1,314)	3,500
54,305	23,520	Wages - plant	No year end variance anticipated		(30,785)	54,305
28,000	23,601	Tyres & Batteries	No year end variance anticipated		(4,399)	28,000
28,291	21,964	Insurances & Licenses	No year end variance anticipated		(6,327)	28,291
1,000	0	Admin Expenses	No year end variance anticipated		(1,000)	1,000
0	(9,196)	Workers Comp	Will be balanced by expenditure no variance expected		(9,196)	0
200,000	214,316	Fuel & Oil	Slight overspend due to escalating fuel costs		14,316	220,000
4,000	925	Sundry Tools	No year end variance anticipated		(3,075)	4,000
34,949	32,365	Holiday Pay	No year end variance anticipated		(2,584)	34,949
55,000	83,947	Parts & External Work	High cost of grader repair		28,947	85,000
2,000	0	Recruitment Exp	No year end variance anticipated		(2,000)	2,000
219,238	0	Depreciation - Vehicles	No year end variance anticipated		(219,238)	219,238
9,846	0	Depreciation - Depot	No year end variance anticipated		(9,846)	9,846
1,127,191	**694,079**				(433,112)	1,197,733
6,535,980	**4,545,224**	**TOTAL**			**(1,990,756)**	**3,197,970**
			Less Expenditure tied to additional grants			(45,200)
			Less Non Cash Deprecition increases			2,803,227
			Total Expenditure Savings Anticipated for Year			(579,983)

Attachment 2

OPERATING INCOME TO 30 APRIL 2014

Budget	Actual		Explanation	(Over)/Under received	
				Current	Anticipated Year End
General Purpose Revenue					
$	$			$	$
(1,298,032)	(1,295,913)	Rate Revenue	Interim rates still anticipated	2,119	(1,295,913)
(5,000)	0	Legal Fees	Budget expected to be met	5,000	(5,000)
(12,500)	(15,326)	Int on Overdue rates	Interest collected higher than anticipated	(2,826)	(16,000)
(781,860)	(319,037)	Equalisation Grant	Budget expected to be met	462,824	(781,860)
(4,000)	(4,542)	Interest on Instalments	Interest collected higher than anticipated	(542)	(5,000)
(496,518)	(160,859)	Local Road Grant	Budget expected to be met	335,659	(496,518)
(665,428)	0	R4R	Loss of R4R Individual 2012/13 & 2013/14 grant confirmed	665,428	0
(3,800)	(3,641)	Admin Charges	Budget expected to be met	159	(3,800)
(22,550)	(16,667)	DOT Commission	Budget expected to be met	5,883	(20,000)
(21,000)	(25,143)	Sundry Income	Income higher than anticipated	(4,143)	(27,000)
(60,000)	(21,556)	Interest on Investment - General	Timing issue from term deposit - budget expected to be met	38,444	(60,000)
(42,000)	(28,624)	Interest on Investment - R4R	Timing issue from term deposit - budget expected to be met	13,376	(42,000)
(3,412,688)	(1,891,308)			1,521,380	(2,753,091)
General Administration					
$	$			$	$
(1,000)	0	Shirley Humble room hire	Budget expected to be met	1,000	(700)
(1,000)	0			1,000	(700)
Law & Order					
$	$			$	$
(115,000)	(100,873)	DFES Grant - Brigades	Budget expected to be met	14,127	(115,000)
(75,000)	(63,692)	DFES Grant - CESO	Budget expected to be met	11,308	(75,000)
(5,000)	(750)	Firebreak Fines	Budget not expected to be met	4,250	(750)
(2,000)	(2,833)	Dog Registrations	Slightly higher than anticipated registrations received	(833)	(2,900)
(1,000)	(756)	Cat Registrations	Budget expected to be met	244	(1,000)
(100)	(7,000)	Fines - Animal Control	Budget expected to be met	(6,900)	0
(9,000)	(7,420)	DFES Grant - SES	Budget revisions due to 12/13DFES return	1,580	(9,000)
(207,100)	(183,325)			23,775	(203,650)

Budget	Actual		Explanation	(Over)/Under received	
			Health		
$	$			$	$
(1,000)	(1,352)	Septic Tank Inspections	Budget expected to be met	(352)	(1,400)
(2,600)	(1,633)	Gen License Fees	Licence Fees slightly under anticipated outcomes	967	(2,000)
(3,600)	(2,985)			615	(3,400)
			Education & Welfare		
$	$			$	$
(6,760)	(5,070)	FROGS lease income	Budget expected to be met	1,690	(6,760)
(2,000)	(4,905)	School holiday contributions	Budget expected to be met	(2,905)	(2,000)
(1,500)	(31,092)	CDO grants	Additional grants received for Heritage Trail and Town Hall Centenary	(29,592)	(28,800)
(2,100)	(273)	Seniors activities contributions	Budget expected to be met	1,827	(273)
0	(19,900)	Bridle Trail - Lotterywest Grant	Additional grants received for Bridle Trail	0	(19,900)
(12,360)	(61,239)			(28,979)	(57,733)
			Housing		
$	$			$	$
(19,396)	(16,412)	Rental Income	Budget expected to be met	2,984	(19,396)
(19,396)	(16,412)			2,984	(19,396)
			Community Amenities		
$	$			$	$
(12,915)	(9,613)	Self Supporting Loan - Principal	Budget expected to be met	3,302	(12,915)
(7,161)	(5,444)	Self Supporting Loan - Interest	Budget expected to be met	1,717	(7,161)
(51,810)	(52,401)	Mobile Bin Charges	Bin numbers slightly higher than budgeted	(591)	(52,500)
(34,625)	(34,925)	Recycling Fees	Bin numbers slightly higher than budgeted	(300)	(34,925)
(9,800)	(13,773)	Tip Fees	Tip usage higher than anticipated	(3,973)	(14,000)
(7,200)	(2,382)	Tip Passes	Fees included above	4,818	(7,200)
0	0	LPS Amend Contributions		0	0
(3,000)	(5,613)	Town planning fees	Demand higher than expected	(2,613)	(6,000)
(3,000)	(3,394)	Cemetery Fees	Budget expected to be met	(394)	(3,000)
(129,511)	(127,544)			1,967	(137,701)
			Recreation & Culture		
$	$			$	$
(6,000)	(5,640)	Hire Fees - Rec Centre	Budget expected to be met	360	(6,000)
(6,500)	(3,841)	Hire Fees - Other Venues	Budget expected to be met	2,659	(6,500)
(10,400)	(10,400)	Supper Room lease	Budget expected to be met	0	(10,400)
(2,470)	(2,400)	Community Centre lease	Budget expected to be met	70	(2,400)
(200)	(24)	Lost Book charges	Budget expected to be met	176	(200)
(25,570)	(22,306)			3,264	(25,500)

Budget	*Actual*		*Explanation*	(Over)/Under received	
			Transport		
$	$			$	$
(85,816)	(85,816)	Main Roads - Direct Grant	Budget expected to be met	0	(85,816)
(2,000)	(450)	Crossover fees	Varies with demand - budget expected to be met	1,550	(2,000)
(150,000)	0	Mowen Road Supervision Fee	Charged at year end - budget expected to be met	150,000	(150,000)
(2,000)	(1,188)	Sale of materials	Varies with demand - budget expected to be met	812	(2,000)
(239,816)	(87,454)			152,362	(239,816)
			Economic Services		
$	$			$	$
(142,000)	(123,608)	Caravan Park Income	Budget expected to be met	18,392	(142,000)
(17,000)	(8,155)	Building Control fees	Varies with demand	8,845	(10,000)
(159,000)	(131,763)			27,237	(152,000)
			Other Property & Services		
$	$			$	$
(26,894)	(96,358)	Private Works	Varies with demand - budget expected to be met	(69,464)	(100,000)
(26,894)	(96,358)			(69,464)	(100,000)
(4,029,835)	**(2,437,370)**	**TOTAL INCOME**	TOTAL	**1,612,365**	**(3,489,337)**
			Less: Income tied to additional expenditure		45,300
			Less: Private work income excess to plant reserve as per Council policy		47,264
			Anticipated (Over)/Under Budget:	1,612,365	633,062

AGENDA NUMBER:	12.8
SUBJECT:	Monthly Accounts for Payment
LOCATION/ADDRESS:	Nannup Shire
NAME OF APPLICANT:	N/A
FILE REFERENCE:	FNC 8
AUTHOR:	Tracie Bishop – Corporate Finance Officer
REPORTING OFFICER:	Vic Smith – Manager Corporate Services
DISCLOSURE OF INTEREST:	None
DATE OF REPORT	Date 12 May 2014

Attachment 1: Schedule of Accounts for Payment – April 2014

BACKGROUND:

The Accounts for Payment for the Nannup Shire Municipal Account fund and Trust Account fund to 31 March 2014 as detailed hereunder and noted on the attached schedule, are submitted to Council.

COMMENT:

If Councillors have questions about individual payments prior notice of these questions will enable officers to provide properly researched responses at the Council meeting.

There are two corporate credit cards currently in use. The 2012/13 audit included a recommendation to show the breakdown of this expenditure in the monthly finanacial report to comply with financial regulations. This breakdown is now shown, when available, in Attachment 2. Please note that due to relevent staff members being away on leave this report has not been completed for this period but will be included within the next report.

Municipal Account		
Accounts paid by EFT	5939 - 6032	$ 322,485.29
Accounts paid by cheque	19481 –19498	$260,449.34
Accounts paid by Direct Debit		$0.00
Sub Total Municipal Account		$582,934.63
Trust Account		
Accounts paid by EFT		$0.00
Accounts Paid by cheque		$160.00
Sub Total Trust Account		$160.00
Total Payments		**$583,094.63**

STATUTORY ENVIRONMENT:

LG (Financial Management) Regulation 13

POLICY IMPLICATIONS: None.

FINANCIAL IMPLICATIONS:

As indicated in Schedule of Accounts for Payment.

STRATEGIC IMPLICATIONS: None.

VOTING REQUIREMENTS: Simple majority

RECOMMENDATION:

That the List of Accounts for Payment for the Nannup Shire Municipal Account fund totalling $583,094.63 in the attached schedule be endorsed.

9139 LORKIEWICZ/MELLEMA

That the List of Accounts for Payment for the Nannup Shire Municipal Account fund totalling $583,094.63 in the attached schedule be endorsed.

CARRIED 7/0

Attachment 1

SHIRE OF NANNUP
ACCOUNTS FOR PAYMENT -APRIL 2014

Chq/EFT	Name	Description	Amount
EFT5939	AUS RECORD	RECORDS STORAGE SUPPLIES	$ 1,512.50
EFT5940	NANNUP SURVEYS	SETOUT OF TRANSFORMER SITE - WARREN ROAD	$ 742.50
EFT5941	CAMERON BARKER	SUPERVISION OF YOUTH ACTIVITES	$ 200.00
EFT5942	LEAWAY INVESTMENTS PTY LTD	MOWEN ROAD 10/03/2014 P/O 14041	$ 1,655.50
EFT5943	NANNUP SKIP BINS	SKIP BIN SERVICE	$ 1,010.00
EFT5944	DATA #3 LIMITED	MICROSOFT OFFICE P/O 14133	$ 11,635.81
EFT5945	LGIS RISK MANAGEMENT	SOUTH WEST REGIONAL COORDINATOR CONTRIBUTION	$ 2,493.70
EFT5946	ROBERT LONGMORE	COUNCILLOR REIMBURSEMENT	$ 220.00
EFT5947	BP NANNUP	MARCH FUEL ACCOUNT	$ 135.96
EFT5948	ARBOR GUY	TREE WORKS	$ 6,530.70
EFT5949	KERRIE YABSLEY	TRAVEL REIMBURSEMENT	$ 315.00
EFT5950	BATTERY ALL TYPES	BATTERY SUPPLIES	$ 59.95
EFT5951	EDGE PLANNING & PROPERTY	PLANNNG SERVICES	$ 3,291.75
EFT5952	PHOEBE BUNTAIN-BARRIE	TRAVEL REIMBURSEMENT	$ 345.31
EFT5953	KIM DAWE CONCRETE	DIESEL TANK SLAB	$ 1,710.00
EFT5954	DEAN GUJA	EHA CONSULTANCY WORKS	$ 2,560.00
EFT5955	MINING AND CIVIL PLANT HIRE PTY LTD	140H GRADER HIRE	$ 15,105.20
EFT5956	MANJIMUP FARM MACHINERY	BLADE KIT	$ 283.71
EFT5957	PICKLE & O	DFES LUNCH	$ 144.00
EFT5958	STORYBOX CONSULTING PTY LTD	NANNUP RECREATION PRECINCT	$ 1,388.75
EFT5959	JOANNA KEPA	SUPERVISION - YOUTH SPACE ACTIVITIES	$ 200.00
EFT5960	JANE BUCKLAND	TRAVEL REIMBURSEMENT	$ 698.62
EFT5961	GUARDIAN TACTILE SYSTEMS PTY LTD	WARNING TILES	$ 7,550.22
EFT5962	ARROW BRONZE	PLAQUE CASTING	$ 326.70
EFT5963	BLACKWOOD CAFE - SUMART	REFRESHMENTS	$ 76.00
EFT5964	BUSSELTON PEST & WEED CONTROL	REPEATER STATION, TOWER ROAD NANNUP	$ 99.00
EFT5965	COURIER AUSTRALIA	FREIGHT CHARGES	$ 195.07
EFT5966	GEOGRAPHE SAWS & MOWERS	SUNDRY EQUIPMENT SUPPLIES	$ 925.00
EFT5967	LANDGATE	GRV INTRIM VALS	$ 205.80
EFT5968	ESPECIALLY TULIPS	GROUP CATERING	$ 150.00
EFT5969	DEPARTMENT OF FIRE AND EMERGENCY SERVICES	TRAINING ROOM AT SES BUILDING	$ 2,296.80
EFT5970	GUMPTION PTY LTD	PRECINCT BRANDING	$ 2,187.50
EFT5971	TOLL IPEC ROAD EXPRESS PTY LTD	FREIGHT CHARGES	$ 142.39
EFT5972	JASON SIGNMAKERS	SIGNAGE - MOWEN ROAD	$ 2,814.24
EFT5973	MALATESTA ROAD PAVING	BITUMEN PRODUCTS	$ 74,851.68
EFT5974	MANJIMUP TOYOTA & MITSUBISHI	VEHICLE SERVICE	$ 315.45
EFT5975	NANNUP HARDWARE & AGENCIES	SUNDRY SUPPLIES	$ 3,259.05
EFT5976	NANNUP EZIWAY SELF SERVICE STORE	GAS AND SUNDRY SUPPLIES	$ 616.20
EFT5977	NICHOLLS MACHINERY	SUNDRY SUPPLIES	$ 122.10
EFT5978	NANNUP TIMBER PROCESSING	TIMBER SUPPLIES	$ 220.00
EFT5979	PRESTIGE PRODUCTS	CLEANING PRODUCTS,	$ 210.32
EFT5980	GT BRAKE & CLUTCH REPAIRS	SUNDRY SUPPLIES	$ 161.81
EFT5981	RICOH BUSINESS CENTRE	MONTHLY PHOTOCOPIER PLAN	$ 872.78
EFT5982	SUGAR MOUNTAIN ELECTRICAL SERVICES	TOWN OVAL RETICULATION PUMP	$ 3,203.19
EFT5983	SOUTHWEST TYRE SERVICE	TYRES SUPPLIES	$ 11,226.00
EFT5984	SOUTH WEST STEEL PRODUCTS	MEDIUM GALVANIZED PIPE	$ 148.22
EFT5985	LOUISE STOKES	PERTH TO NANNUP TRAVEL REIMBURSEMENT	$ 362.30
EFT5986	TIMCARE DISTRIBUTORS	AUSSIE CLEAR DRUM	$ 1,452.00
EFT5987	WA LOCAL GOVERNMENT SUPERANNUATION PLAN	SUPERANNUATION CONTRIBUTIONS	$ 14,937.69
EFT5988	CUTTING EDGE EQUIPMENT PARTS	TOOTH SCARIFIER	$ 377.37
EFT5989	ESPLANADE HOTEL FREMANTLE	STAFF ACCOMODATION	$ 278.50
EFT5990	BUSSELTON RETRAVISION	SAMSUNG GALAXY TABLET PURCHASE	$ 394.00
EFT5991	TULIPS WITH A DIFFERENCE	BULBS PURCHASE & FREIGHT	$ 932.00
EFT5992	WESFARMERS KLEENHEAT GAS PTY LTD	NANNUP CARAVAN PARK	$ 132.00
EFT5993	QUICK CORPORATE AUSTRALIA	STATIONARY	$ 202.15
EFT5994	EDGE PLANNING & PROPERTY	PLANNING SERVICES	$ 4,483.05
EFT5995	DAVMECH	CAT 140H GRADER	$ 2,987.29
EFT5996	VIC SMITH	REIMBURSEMENT OF EXPENSES	$ 349.95
EFT5997	PHOEBE BUNTAIN-BARRIE	REIMBUSRSEMENT OF EXPENSES	$ 340.11
EFT5998	BRANDINO PTY LTD	DRIFT, INTERPRETIVE SIGN DESIGN	$ 1,375.00
EFT5999	BOLLIG DESIGN GROUP	RECREATION PRECINCT UPGRADE	$ 8,668.00
EFT6000	STORYBOX CONSULTING PTY LTD	MOWEN ROAD OPENING	$ 3,038.75
EFT6001	JOANNA KEPA	YAC ASSISTANCE	$ 750.00
EFT6002	FIRE & SAFETY WA	PPE - CLOTHING	$ 37.84
EFT6003	ALLGLOVE INDUSTRIES	FIREPRO WILDFIRE	$ 562.50

Attachment 1

SHIRE OF NANNUP
ACCOUNTS FOR PAYMENT -APRIL 2014

Chq/EFT	Name	Description	Amount
EFT6004	MIRIAM J CROUCHLEY	REFUND TO CUSTOMER	$ 196.00
EFT6005	C.Y.O'CONNOR INSTITUTE	CERTIFICATE IV IN LOCAL GOVERNMENT	$ 550.22
EFT6006	ZANPHIRE PTY LTD	SEA CONTAINER - CARAVAN PARK	$ 176.00
EFT6007	AMD CHARTERED ACCOUNTANTS	FINANCIAL CAPACITY REVIEW OF BRC	$ 2,695.00
EFT6008	HOLCIM AUSTRALIA PTY LTD	BUNBURY WA QUARRY, 10MM SEALING AGG	$ 998.80
EFT6009	LANDGATE	GRV INTERIMS	$ 251.21
EFT6010	HOWSON MANAGEMENT PTY LTD	INTRODUCTION TO RAMM - STAFF TRAINING	$ 1,045.00
EFT6011	TOLL IPEC ROAD EXPRESS PTY LTD	FREIGHT CHARGES	$ 251.72
EFT6012	INSIGHT CCS PTY LTD	MARCH 2014	$ 85.69
EFT6013	JASON SIGNMAKERS	SIGNAGE	$ 614.68
EFT6014	K & C HARPER	NANNUP RECREATION UPGRADE ABLUTION	$ 14,260.01
EFT6015	MALATESTA ROAD PAVING	BITUMEN PRODUCTS	$ 28,016.82
EFT6016	NANNUP NEWSAGENCY	POSTAGE AND STATIONERY	$ 566.44
EFT6017	WA LOCAL GOVERNMENT SUPERANNUATION PLAN	SUPERANNUATION CONTRIBUTIONS	$ 6,106.76
EFT6018	NANNUP COMMUNITY RESOURCE CENTRE	VISITOR SERVICES - MILESTONE PAYMENT 5 - FEB 2014	$ 6,102.50
EFT6019	NICHOLLS MACHINERY	SOLENOID	$ 122.10
EFT6020	PRESTIGE PRODUCTS	CLEANING PRODUCTS	$ 769.67
EFT6021	PROTECTOR ALSAFE	SAFETY EQUIPMENT, GOGGLES	$ 213.84
EFT6022	THE PAPER COMPANY OF AUSTRALIA PTY LTD	STATIONERY SUPPLIES	$ 138.60
EFT6023	GT BRAKE & CLUTCH REPAIRS	2X24 SINGLE BOOSTERS	$ 161.81
EFT6024	SYNERGY	ELECTRICITY EXPENSES	$ 7,669.45
EFT6025	SOUTH WEST INSTITUTE OF TECHNOLOGY	CERTIFICATE IV IN BUSINESS ADMINISTRATION	$ 1,095.60
EFT6026	SUNNY INDUSTRIAL BRUSHWARE	TRACTOR BROOM	$ 3,000.80
EFT6027	IT VISION	RATES AND PROPERTY - ESSENTIALS TRAINING	$ 2,304.50
EFT6028	WALGA	MARKET FORCE ADVERTISING MARCH 2014	$ 1,643.85
EFT6029	WARREN BLACKWOOD WASTE	RECYCLING & RUBBISH SERVICE	$ 6,185.08
EFT6030	WADIFARM CONSULTANCY SERVICES	SUPPLY 6 PHOTOS	$ 191.60
EFT6031	STEWART & HEATON CLOTHING CO. PTY LTD	FIRE CLOTHING	$ 476.56
EFT6032	AUSTRALIAN TAXATION OFFICE	MARCH BAS	$ 30,520.00
		EFT PAYMENTS - MUNICIPAL ACCOUNT	***$ 322,485.29***
19481	BRC - BUILDING SOLUTIONS	CLAIM NO. 1 - NANNUP RECREATION CENTRE	$ 236,931.10
19482	GRUB HUB	MISC FUEL EXPENSES	$ 328.99
19483	ANNE SLATER	COUNCILLOR REIMBURSEMENTS	$ 473.00
19484	COMMISSIONER OF POLICE	GRANT PAYBACK - STAMP IT OUT CAMP	$ 197.50
19485	AMP LIFE LTD	SUPERANNUATION CONTRIBUTIONS	$ 320.29
19486	AUSTRALIAN SUPER	SUPERANNUATION CONTRIBUTIONS	$ 707.12
19487	IIML ACF IPS APPLICATION TRUST	SUPERANNUATION CONTRIBUTIONS	$ 504.07
19488	GENERATIONS PERSONAL SUPER	SUPERANNUATION CONTRIBUTIONS	$ 347.92
19489	AUSTRALIAN ETHICAL SUPERANNUATION PTY LTD	SUPERANNUATION CONTRIBUTIONS	$ 237.36
19490	BT BUSINESS SUPER	SUPERANNUATION CONTRIBUTIONS	$ 271.90
19491	REST	SUPERANNUATION CONTRIBUTIONS	$ 49.00
19492	SHIRE OF NANNUP	REIMBURSEMENT OF PETTY CASH	$ 115.05
19493	BUSSELTON AGRICULTURAL SERVICES	SUNDRY SUPPLIES	$ 230.00
19494	CITY OF BUSSELTON	RANGER COSTS	$ 463.20
19495	SENSIS PTY LTD	CARAVAN PARK AND TOURIST PARKS - LOCALITY GUIDE	$ 37.84
19496	TONY DEAN	COUNCILLOR REIMBURSEMENT	$ 991.20
19497	SHIRE OF NANNUP	SHIRE VEHICLE REGISTRATIONS - BULK BILL	$ 7,492.20
19498	WATER CORPORATION	WATER EXPENSES	$ 10,751.60
		CHEQUE PAYMENTS - MUNICIPAL ACCOUNT	***$ 260,449.34***
22778	LORRAINE LEARMOND	REFUND BOND	$ 160.00
		CHEQUE PAYMENTS - MUNICIPAL ACCOUNT	***$ 160.00***
		TOTAL MUNICIPAL PAYMENTS FOR PERIOD	**$ 582,934.63**
		TOTAL TRUST PAYMENTS FOR PERIOD	**$ 160.00**
		TOTAL PAYMENTS FOR PERIOD:	**$ 583,094.63**

13. NEW BUSINESS OF AN URGENT NATURE INTRODUCED BY DECISION OF MEETING

(a) OFFICERS

None

(b) ELECTED MEMBERS

None

14. ELECTED MEMBERS MOTIONS OF WHICH PREVIOUS NOTICE HAS BEEN GIVEN

None

15. QUESTIONS BY MEMBERS OF WHICH DUE NOTICE HAS BEEN GIVEN

Cr Gilbert.

Q1. Does the Shire have a footpath maintenance management plan?

A1. There is no formal footpath maintenance management plan.

Q2. If so, does the management plan comply with the Australian Standard as advised in Officer's memorandum (file ref WRK 21) of 26 March 2014?

A2. See above.

Q3. When were the footpaths last inspected for safety issues?

A3. We work on a reactive basis generally as we do not have resources or staff to carry out regular inspections. A staff member usually checks most of the town site footpaths fortnightly and blows off any loose materials.

Q4. Are there any areas of footpath in excess of the 10mm deviation as defined in paragraph 10.4 of the Australian standards?

A4. Yes, most likely quite a few. Until we manage or Council allocate funding to carry out extensive repairs, the likely hood is that only basic maintenance will be done unless Council wish for funds to be allocated to the upgrading of the pavers.

Points to consider;

- Unstable sub soil underneath footpaths from rabbits, underground power installations, kerb failures and developers;
- Developers not paying kerbside bond for new works and taking no responsibility for damage, for example the Main St and other sites. Council is unable to police the matter;
- Pavers disintegrating under feet because of age and quality;
- Service providers not repairing footpaths around service pits;
- Vehicles traversing over footpaths;
- Tree roots; and
- Shops and house drainage onto footpaths

Q5. What are the outstanding compliance requirements relating to the proposed subdivision on Lot 8271 Brockman Highway?

A5. All conditions of the subdivision have been fulfilled to the satisfaction of the Shire.

Q6. How many bollards are required to be positioned to delineate the boundary of the property and the riverfront reserve?

A6. The Shire and the owner have agreed to one or two bollards with an appropriate sign on one.

16. CLOSURE OF MEETING

There being no further business to discuss the Shire President declared the meeting closed at 17:01 hours.